

TOWN PAVILION HOLDINGS

MONTHLY OPERATING REPORT

June 2023



Monthly Financial Package Submission Checklist

Monthly Financial Package Submission Checklist

Financial Date as of: 6/30/2023

Prepared by: Charnay Hightower
 Entity Name: Town Pavilion Holdings
 Date Submitted: 7/27/2023

	Check if Included	Not Applicable
1 Monthly Summary Report Prepared by Manager and approved by Asset Manager	X	
2 Stacking Plan	X	
3 Balance Sheet	X	
4 Budget Comparison/Income Statement Varies depending on owner	X	
5 Trial Balance		X
6 12 Mo Rolling Cash Flow	X	
7 General Ledger		X
8 Aging Report	X	
9 Tenancy Schedule		X
10 Commercial Rent Roll	X	
11 Check Register		X
12 Journal Entry Report		X
13 Deposit Register		X
14 Aged Payables	X	
15 Management Fee Calculation		X
16 Bank Reconciliations and Statements	X	

1111 Main (includes Harzfeld, Bonfile)				Monthly Ending	06/30/23
Property Manager	Craig Cooper	Cash - Operating	\$ 2,741,799	Total Bldg SF	850,034
Asset Manager	Andy Ridley	Property Tax Escrow	\$ 2,189,157	Occupied %	77.86%
Financial Manager	Michael Summers	TILC Reserve	\$ -		
		Capital Reserve	\$ 3,539,742		
		Money Market Fund	\$ 366,793		
		Total	\$ 8,837,491		

Month-to-Date (MTD)

Revenue	MTD	Budget	Var	Variance Description - MTD	Variances reflected for \$5,000 or more overages
Base Rent	1,186,264	1,002,874	183,391	Favorable variance due to Academy Bank budgeted to move to 1201 in March but will remain in 1111 Main until August	
Operating Exp Recovery	73,912	119,054	(45,142)	Unfavorable variance due to \$54,911 CY Operating Exp recovery charges reversed for NAIC Suite 1500	
Parking Revenue	433,308	322,585	110,723	Favorable due to increased parking in May	
Other Revenue	42,441	16,557	25,883	Favorable due to increased conference center bookings, HVAC OT and AMU reimbursements	
Total MTD Revenue	\$1,735,926	\$1,461,071	\$274,855	<i>Primarily due to Academy Bank and increased conference center bookings</i>	

Operating Expenses

	MTD	Budget	Var	Variance Description - MTD	Variances reflected for \$5,000 or more overages
R & M	126,124	146,858	20,734	Tining of invoices	
Contract Svcs	167,047	193,721	26,675	Favorable due to timing of Allied Invoices	
Admin.	42,019	64,969	22,950	Salaries less due to combined staff for the Skyline Collection	
Utilities	196,065	197,142	1,077	Utilities less than anticipated	
Tax & Ins.	182,876	186,686	3,810	Within budgeted guidelines	
Management Fees	38,286	28,083	(10,203)		
Total MTD Operating Expenses Recoverable	\$752,416	\$817,458	\$65,043	Unfavorable due to signage/life safety repairs.	
Non Recoverable (Parking)	181,589	216,454	34,865	Favorable due to less than anticipated parking expenses	
Total MTD Operating Expenses	\$934,005	\$1,033,912	\$99,908	<i>Within budgeted guidelines</i>	
MTD Net Operating Income	\$801,921	\$427,158	\$374,762	<i>Favorable variance due to Academy Bank budgeted to move to 1201 in March but will remain in 1111 Main until August</i>	

Year-to-Date (YTD)

Revenue	YTD	Budget	Var	Variance Description - YTD	Variances reflected for \$5,000 or more overages
Base Rent	6,795,447	6,314,035	481,412	Favorable variance due to Academy Bank budgeted to move to 1201 in March but will remain in 1111 Main until September	
Operating Exp Recovery	793,665	854,766	(61,100)	Unfavorable due to operating expense recoveries reversed	
Parking Income	2,310,079	2,171,510	138,569	Favorable due to increase in monthly parkers	
Opex Exp Recovery Prior Year	(650,339)	0	(650,339)	The expenses were below budget so tenants received credits for prior year reconciliation.	
Other Revenue	215,024	83,630	131,394	Favorable due to increased conference center bookings and HVAC overtime reimbursement.	
Total YTD Revenue	\$9,463,877	\$9,423,941	\$39,937	<i>Favorable due to Academy Bank's delay in relocation to 1201 Walnut</i>	

Operating Expenses

	YTD	Budget	Var	Variance Description - YTD	Variances reflected for \$5,000 or more overages
R & M	658,375	606,381	(51,995)	Unfavorable due to Fire Safety system repairs following the annual inspection and updating signage for name change	
Contract Svcs	1,074,886	1,205,212	130,326	Favorable due to timing of services for Pro Window and TKE	
Admin.	247,114	303,064	55,950	Salaries less due to combined staff for the Skyline Collection	
Utilities	1,227,984	1,222,635	(5,348)	Unfavorable due to electricity reimbursement less than anticipated	
Tax & Ins.	1,097,254	1,120,114	22,860	Less than anticipated for taxes and insurance costs	
Management Fees	185,991	179,037	(6,954)	The increased revenue from Academy Bank has led to higher management fees.	
Total YTD Operating Expense Recoverable	\$4,491,603	\$4,636,443	\$144,840	Favorable due to timing of window washing, lower salary costs, lower taxes, and insurance	
Non Recoverable (Parking)	998,948	1,194,184	195,236	Favorable variance due to taxes/insurance being below budget and power washing occurring later than budgeted.	
Total YTD Expenses	\$5,490,551	\$5,830,627	\$340,076	<i>Favorable due to timing of invoices lower utility costs and lower parking expenses</i>	
YTD Net Operating Income	\$3,973,327	\$3,593,314	\$380,013	<i>Favorable variance due to Academy Bank budgeted to move to 1201 in March but will remain in 1111 Main until August</i>	

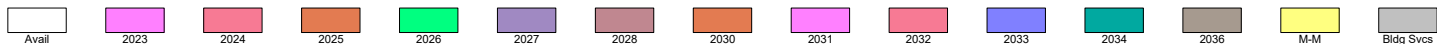
1111 Main

1100 Walnut Street, KC, MO 64106

Floor

		Occupied	Vacant	Total
34	Clifton Allen Larson 7,844 sf Exp:4/30/34	7,844	15,533	23,377
33	Deloitte & Touche USA, LP 14,012 sf Exp:6/30/26	22,626	0	22,626
32	R-T Specialty 23,377 sf Exp:3/31/26	23,377	0	23,377
31	R-T Specialty 23,377 sf Exp:3/31/26	23,377	0	23,377
30	Walnut Risk Management 3,390 sf Exp:5/31/24	21,914	0	21,914
29	Available 6,680 sf	14,663	6,680	21,343
28	Bank Midwest-Office Premises 23,377 sf Exp:3/31/33	23,377	0	23,377
27	Bank Midwest-Office Premises 23,377 sf Exp:3/31/33	23,377	0	23,377
26	Available 7,467 sf	0	22,391	22,391
25	Available 23,377 sf	0	23,377	23,377
24	Available 23,377 sf	0	23,377	23,377
23	Federal Deposit Insurance Co 23,377 sf Exp:3/31/26	23,377	0	23,377
22	Federal Deposit Insurance Co 23,369 sf Exp:3/31/26	23,369	0	23,369
21	Federal Deposit Insurance Co 23,338 sf Exp:3/31/26	23,338	0	23,338
20	Copaken Brooks, LLC 10,133 sf Exp:6/30/24	14,614	6,096	20,710
19	Scharmhorst Ast Kennard Griffin 8,565 sf Exp:1/31/25	15,017	6,458	21,475
18	Federal Insurance Exchange 7,256 sf Exp:7/31/23	18,327	2,606	20,933
17	HHR 12,720 sf Exp:12/31/31	17,274	3,998	21,272
16	Dickinson Financial 22,603 sf	22,603	0	22,603
15	Available 22,603 sf	0	22,603	22,603
14	Available 22,603 sf	0	22,603	22,603
13	PriceWaterhouseCoopers LLP 22,666 sf Exp:2/28/25	22,666	0	22,666
12	Available 2,916 sf	16,138	4,267	20,405
11	PriceWaterhouseCoopers LLP 7,392 sf Exp:2/28/26	22,603	0	22,603
10	NAIC 22,603 sf Exp:2/29/36	22,603	0	22,603
9	NAIC 22,603 sf Exp:2/29/36	22,603	0	22,603
8	NAIC 22,603 sf Exp:2/29/36	22,603	0	22,603
7	NAIC 22,603 sf Exp:2/29/36	22,603	0	22,603
6	Conference Center - Bldg Svcs 1,418 sf	6,289	12,145	18,434
5	Level 3 Communications 17,629 sf Exp:1/31/30	17,629	11,986	29,615
4	Conference Center - Bldg Svcs 15,319 sf	33,862	0	33,862
3	Dickinson Financial 12,986 sf	48,221	0	48,221
2	Dickinson Financial 49,989 sf	49,989	0	49,989
1	Bank Midwest-Branch P 3,553 sf Exp:3/31/33	29,436	0	29,436

Building Totals: 633,116 184,120 817,236



Expirations By Year:

Avail - 184,120 sf (23%)	M-M - 91,362 sf (11%)	Bldg Svcs - 21,608 sf (3%)	2023 - 15,870 sf (2%)	2024 - 21,419 sf (3%)	2025 - 58,616 sf (7%)	2026 - 167,688 sf (21%)
2027 - 19,169 sf (2%)	2028 - 29,898 sf (4%)	2030 - 17,629 sf (2%)	2031 - 12,720 sf (2%)	2032 - 3,712 sf (0%)	2033 - 56,626 sf (7%)	2034 - 7,844 sf (1%)
July 25, 2023	Leasing Rent Roll & Stacking Plan will not match due to square footage added to the negative X-Factor					2036 - 108,955 sf (13%)

Bonfils

1204 Grand Boulevard

Floor	Occupied	Vacant	Total
2	11,052	0	11,052
1	9,419	0	9,419
BSMNT	10,733	0	10,733

Building Totals: 31,204 0 31,204



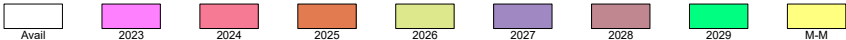
Expirations By Year:
 Avail - 0 sf (0%) M-M - 0 sf (0%) 2034- 31,204 sf (100%)

Harzfelds

1111 Main Street

Floor	Occupied	Vacant	Total
10	4,696	0	4,696
9	4,814	0	4,814
8	0	4,814	4,814
7	4,804	0	4,804
6	2,129	1,642	3,771
5	3,272	1,365	4,637
4	3,775	0	3,775
3	3,334	0	3,334

Building Totals: 26,824 7,821 34,645



Expirations By Year:

Avail - 7,821 sf (23%) M-M - 1,138 sf (3%) 2023 - 0 sf (0%) 2024 - 7,968 sf (23%) 2025 - 991 sf (3%)
 2026 - 7,988 sf (23%) 2027 - 1,630 sf (5%) 2028 - 3,775 sf (11%) 2029 - 3,334 sf (10%)

Property = c610 c611 c612 c613 c614

Balance Sheet

Period = Jun 2023

Book = Accrual

Current Balance**ASSETS****FIXED ASSETS**

Land	11,400,066.39
Land Improvements	639,781.24
Buildings	203,643,962.06
Building Improvements	9,002,791.09
Building improvements-Garage Repairs	20,700.00
Tenant Improvements	24,124,740.65
Leasing Commissions	8,380,125.53
Furniture, Fixtures, Office Equip	2,609,108.96
Machinery/Equipment	24,167,826.48
CAM Equipment	2,117,118.78
Equipment-Garage	1,154,615.15
Loan Costs	6,510,981.00
Lease Acquisition Costs	6,358,013.32
Accumulated Deprec.-Buildings	-154,485,254.14
Accumulated Deprec-Warehouse/Improvement	-6,535,875.83
Accumulated Deprec-T/I	-20,446,269.48
Accumulated Deprec-Mach/Equip	-23,554,677.18
Accumulated Deprec-Furn/Fixture	-2,609,108.68
Accumulated Deprec-CAM Equip	-1,114,656.83
Accumulate Deprec-Garage Equip	-332,432.78
Accumulated Depreciation	-607,832.86
Leasing Comm -Accum. Amort.	-5,462,761.91
Lease Acquisition Costs-Accum Amortization	-6,038,434.17
Loan Cost-Accum Amortization	-1,026,267.59
Security Deposit Asset	36,800.00
TOTAL FIXED ASSETS	77,953,059.20

CASH

Cash - Operating Account	2,741,798.96
Property Tax Escrow	2,189,156.82
Capital Reserve	3,539,741.90
Money Market Fund	366,792.85
TOTAL CASH	8,837,490.53

ACCOUNTS RECEIVABLE

Accounts Receivable	20,783.64
A/R - Other	49,373.48
A/R - INTERCOMPANY 2	309,480.01
TOTAL ACCOUNTS RECEIVABLE	379,637.13

Property = c610 c611 c612 c613 c614

Balance Sheet

Period = Jun 2023

Book = Accrual

Current Balance**OTHER ASSETS**

Prepaid Insurance 233,243.91

TOTAL OTHER ASSETS 233,243.91**TOTAL ASSETS 87,403,430.77****LIABILITIES AND OWNERS EQUITY****LIABILITIES**

Accounts Payable 216,306.90

Security Deposit Liability 132,339.29

Property Taxes Payable 1,243,395.04

Prepaid Rent 1,038,721.53

N/P-Barings 83,703,048.07

TOTAL LIABILITIES 86,333,810.83**OWNERS EQUITY**

Partner Distribution -12,811,288.28

Partner EQ.- KCDH LLC 28,736,441.01

Partner EQ - Lois Copaken Revocable Trust -2,025,938.00

Partner EQ - Paul Copaken Revocable Trust -2,024,345.00

Partner EQ - Gerald M. White Trust -506,598.00

Retained Earnings -10,298,651.79

TOTAL OWNERS EQUITY 1,069,619.94**TOTAL LIABILITIES AND EQUITY 87,403,430.77**

Property = c610 c611 c612 c613 c614
Budget Comparison Cash Flow
 Period = Jun 2023
 Book = Accrual ; Tree = ysl_cf

	PTD Actual	PTD Budget	Variance	% Var	YTD Actual	YTD Budget	Variance	% Var	Annual
INCOME									
Base Office Rent	1,186,264.39	1,002,873.85	183,390.54	18.29	6,795,447.44	6,314,034.86	481,412.58	7.62	12,338,744.62
Storage Rent	489.16	307.33	181.83	59.16	2,934.96	3,629.98	-695.02	-19.15	4,893.96
Operating Expense Recovery	73,912.37	119,054.43	-45,142.06	-37.92	793,665.34	854,765.72	-61,100.38	-7.15	1,566,061.66
RE Tax - Current Year	5,433.17	0.00	5,433.17	N/A	44,487.51	0.00	44,487.51	N/A	0.00
Ope Exp Recovery PriorYear	0.00	0.00	0.00	N/A	-650,338.51	0.00	-650,338.51	N/A	0.00
Miscellaneous Income	31,578.24	12,000.00	19,578.24	163.15	136,461.10	54,500.00	81,961.10	150.39	119,000.00
Parking Income	433,308.06	322,585.00	110,723.06	34.32	2,310,078.71	2,171,510.00	138,568.71	6.38	4,197,020.00
Tenant Services Income	429.00	0.00	429.00	N/A	2,574.00	0.00	2,574.00	N/A	0.00
Interest Income	1,052.13	0.00	1,052.13	N/A	7,812.77	0.00	7,812.77	N/A	0.00
Antenna Income	3,459.00	4,250.00	-791.00	-18.61	20,754.00	25,500.00	-4,746.00	-18.61	51,000.00
TOTAL INCOME	1,735,925.52	1,461,070.61	274,854.91	18.81	9,463,877.32	9,423,940.56	39,936.76	0.42	18,276,720.24
OPERATING EXPENSES									
REPAIRS AND MAINTENANCE									
Maintenance Salary	9,275.75	19,827.00	10,551.25	53.22	65,271.97	87,437.00	22,165.03	25.35	173,354.00
Electrical Parts/ Labor	0.00	666.67	666.67	100.00	13,657.45	4,000.35	-9,657.10	-241.41	10,600.37
Bulbs/Ballasts Replacement	3,869.47	3,166.67	-702.80	-22.19	21,657.08	19,000.02	-2,657.06	-13.98	38,000.04
Plumbing Repairs	19,829.48	5,000.00	-14,829.48	-296.59	73,190.01	30,300.00	-42,890.01	-141.55	60,800.00
HVAC Repairs/Parts	2,006.21	6,666.67	4,660.46	69.91	24,676.04	40,400.02	15,723.98	38.92	81,000.04
Dock Expenses	3,559.75	6,368.98	2,809.23	44.11	29,271.58	36,813.88	7,542.30	20.49	73,627.76
HVAC-Miscellaneous	47,773.07	36,384.20	-11,388.87	-31.30	178,796.33	178,208.20	-588.13	-0.33	352,252.20
Roofing Repairs	0.00	3,000.00	3,000.00	100.00	27,693.00	8,000.00	-19,693.00	-246.16	19,000.00
Glass Replacements	0.00	0.00	0.00	N/A	4,344.00	1,000.00	-3,344.00	-334.40	2,000.00
Locks and Keys	299.79	333.33	33.54	10.06	4,984.06	1,999.98	-2,984.08	-149.21	3,999.96
Signage/Directories	2,914.69	600.00	-2,314.69	-385.78	25,777.88	3,600.00	-22,177.88	-616.05	7,200.00
Painting/Decorating	7,618.22	9,733.81	2,115.59	21.73	35,445.26	43,398.81	7,953.55	18.33	87,402.81
Parking and Paving Repairs	0.00	800.00	800.00	100.00	0.00	2,000.00	2,000.00	100.00	3,300.00
Tools	363.56	200.00	-163.56	-81.78	1,650.50	1,500.00	-150.50	-10.03	3,300.00
Fire/Safety System Repair	12,802.23	42,574.51	29,772.28	69.93	75,973.40	67,755.06	-8,218.34	-12.13	91,260.12
General Building Supplies	16.07	2,985.33	2,969.26	99.46	8,583.33	18,961.98	10,378.65	54.73	34,823.96
Uniforms	0.00	200.00	200.00	100.00	3,653.56	1,200.00	-2,453.56	-204.46	2,400.00
Misc. Maintenance/Repairs	103.00	201.00	98.00	48.76	873.00	1,206.00	333.00	27.61	2,412.00
Seasonal Decorations	0.00	0.00	0.00	N/A	8,100.00	8,000.00	-100.00	-1.25	16,000.00
Elevator/Escalator Repairs	0.00	1,073.33	1,073.33	100.00	239.80	9,439.98	9,200.18	97.46	18,879.96
Elevator Fees/Licenses	0.00	0.00	0.00	N/A	690.00	3,599.00	2,909.00	80.83	3,599.00
Security Equipment	1,515.31	1,500.00	-15.31	-1.02	9,072.50	10,500.00	1,427.50	13.60	21,000.00
Equipment Rental	180.00	435.00	255.00	58.62	900.00	3,010.00	2,110.00	70.10	6,020.00
Exterior Maintenance	0.00	4,341.28	4,341.28	100.00	18,574.82	20,250.68	1,675.86	8.28	30,598.36
Windows/Doors/Walls Mnt	13,020.17	800.00	-12,220.17	-1,527.52	25,299.91	4,800.00	-20,499.91	-427.08	9,600.00
TOTAL REPAIRS AND MAINTENANCE	125,146.77	146,857.78	21,711.01	14.78	658,375.48	606,380.96	-51,994.52	-8.57	1,152,430.58
CONTRACT SERVICES									
Janitorial Contract	60,133.07	59,948.01	-185.06	-0.31	366,412.48	359,688.06	-6,724.42	-1.87	702,955.12
Janitorial Supplies	7,992.24	7,083.33	-908.91	-12.83	46,956.97	42,499.98	-4,456.99	-10.49	84,999.96
Janitorial Day Porter	4,828.44	4,695.83	-132.61	-2.82	28,707.21	28,174.98	-532.23	-1.89	56,349.96
Window Washing	0.00	3,670.00	3,670.00	100.00	42,150.00	12,365.00	-29,785.00	-22.68	101,860.00
Trash Removal	2,782.98	3,000.00	217.02	7.23	26,710.77	18,000.00	-8,710.77	-48.39	36,000.00
Exterminating/Pest Control	473.75	338.00	-135.75	-40.16	2,477.50	2,328.00	-149.50	-6.42	4,656.00
Exterior Cleaning	1,624.00	1,332.00	-292.00	-21.92	13,799.00	4,792.00	-9,007.00	-187.96	9,584.00
Elevator/Escalator Contract Maint.	29,972.94	32,543.00	2,570.06	7.90	160,767.14	195,108.00	34,340.86	17.60	390,366.00
Snow Removal	0.00	0.00	0.00	N/A	9,382.50	15,440.00	6,057.50	39.23	23,400.00
Ext. Landscaping Contract	1,157.30	1,645.00	487.70	29.65	21,875.96	9,870.00	-12,005.96	-121.64	19,740.00
Interior Landscaping	4,376.38	4,826.00	449.62	9.32	25,365.14	28,956.00	3,590.86	12.40	57,912.00
Security Expense	52,525.84	74,025.00	21,499.16	29.04	326,257.37	444,150.00	117,892.63	26.54	888,300.00
Water Treatment Contract	1,179.69	615.00	-564.69	-91.82	4,023.67	1,690.00	-2,333.67	-138.09	3,380.00
TOTAL CONTRACT SERVICES	167,046.63	193,721.17	26,674.54	13.77	1,074,885.71	1,205,212.02	130,326.31	10.81	2,379,503.04
ADMINISTRATIVE EXPENSE									
Dues and Subscriptions	0.00	2,100.00	2,100.00	100.00	3,500.00	18,070.00	14,570.00	80.63	33,670.00
Meals	0.00	100.00	100.00	100.00	295.89	600.00	304.11	50.68	1,200.00
Management Office Exp	12,840.42	6,500.00	-6,340.42	-97.54	54,751.39	39,000.00	-15,751.39	-40.39	78,000.00
Manager Salary Expense	8,581.55	17,953.00	9,371.45	52.20	57,437.20	87,798.00	30,360.80	34.58	165,596.00
Staff Salary	20,596.76	30,066.00	9,469.24	31.49	131,129.27	132,846.00	1,716.73	1.29	263,132.00
Fitness Center Expense	0.00	8,250.00	8,250.00	100.00	0.00	24,750.00	24,750.00	100.00	74,250.00
TOTAL ADMINISTRATIVE EXP.	42,018.73	64,969.00	22,950.27	35.33	247,113.75	303,064.00	55,950.25	18.46	615,848.00
UTILITIES									
Electricity	174,246.15	192,604.00	18,357.85	9.53	1,175,002.67	1,224,543.00	49,540.33	4.05	2,526,099.00
Gas	326.34	0.00	-326.34	N/A	508.45	0.00	-508.45	N/A	0.00
Water and Sewer	21,492.46	19,195.00	-2,297.46	-11.97	77,251.91	86,125.00	8,873.09	10.30	207,468.00
Electricity Reimbursement	0.00	-9,911.10	-9,911.10	-100.00	-24,713.90	-59,554.60	-34,840.70	-58.50	-127,213.20
Gas Reimbursement	0.00	0.00	0.00	N/A	-65.55	0.00	65.55	N/A	0.00
Water Reimbursement	0.00	-2,396.12	-2,396.12	-100.00	0.00	-14,376.72	-14,376.72	-100.00	-28,753.44
Chilled Water Reimbursement	0.00	-2,350.25	-2,350.25	-100.00	0.00	-14,101.50	-14,101.50	-100.00	-28,203.00
TOTAL UTILITIES	196,064.95	197,141.53	1,076.58	0.55	1,227,983.58	1,222,635.18	-5,348.40	-0.44	2,549,397.36
TAXES AND INSURANCE EXPENSE									
Real Estate Property Tax	172,448.00	172,448.00	0.00	0.00	1,034,688.00	1,034,688.00	0.00	0.00	2,069,376.00
Property Ins Expense	10,427.62	14,237.65	3,810.03	26.76	62,565.96	85,425.90	22,859.94	26.76	170,851.80
TOTAL TAXES AND INSURANCE	182,875.62	186,685.65	3,810.03	2.04	1,097,253.96	1,120,113.90	22,859.94	2.04	2,240,227.80
MANAGEMENT FEES									

Property = c610 c611 c612 c613 c614
Budget Comparison Cash Flow
 Period = Jun 2023
 Book = Accrual ; Tree = ysi_cf

	PTD Actual	PTD Budget	Variance	% Var	YTD Actual	YTD Budget	Variance	% Var	Annual
Management Fee	38,285.92	28,083.14	-10,202.78	-36.33	185,990.62	179,036.76	-6,953.86	-3.88	347,444.48
TOTAL MANAGEMENT FEES	38,285.92	28,083.14	-10,202.78	-36.33	185,990.62	179,036.76	-6,953.86	-3.88	347,444.48
NONRECOVERABLE EXPENSES									
PARKING EXPENSES	95,259.53	143,543.38	48,283.85	33.64	583,955.27	756,720.44	172,765.17	22.83	1,464,239.34
Parking Contract Expenses	86,329.40	72,910.59	-13,418.81	-18.40	414,992.29	437,463.54	22,471.25	5.14	874,927.08
TOTAL NONRECOVERABLE EXPENSES	181,588.93	216,453.97	34,865.04	16.11	998,947.56	1,194,183.98	195,236.42	16.35	2,339,166.42
TOTAL OPERATING EXPENSES	933,027.55	1,033,912.24	100,884.69	9.76	5,490,550.66	5,830,626.80	340,076.14	5.83	11,624,017.68
NET OPERATING INCOME/EXP	802,897.97	427,158.37	375,739.60	87.96	3,973,326.66	3,593,313.76	380,012.90	10.58	6,652,702.56
NON OPERATING EXPENSES									
Mortgage Interest Expense	294,932.87	294,932.87	0.00	0.00	1,778,183.87	1,778,183.87	0.00	0.00	3,535,589.68
Depreciation Expense	341,041.50	1,628,687.00	1,287,645.50	79.06	2,941,288.00	9,772,122.00	6,830,834.00	69.90	19,544,244.00
Amortization Expense	105,547.70	105,431.00	-116.70	-0.11	633,118.80	632,586.00	-532.80	-0.08	1,265,172.00
Legal Expense	16,628.40	0.00	-16,628.40	N/A	18,254.40	0.00	-18,254.40	N/A	0.00
Audit/Accounting Expense	0.00	0.00	0.00	N/A	20,707.26	0.00	-20,707.26	N/A	0.00
Income Tax Expense	51,966.92	0.00	-51,966.92	N/A	54,199.92	0.00	-54,199.92	N/A	0.00
Architectural Expense	5,833.00	1,000.00	-4,833.00	-483.30	37,197.44	6,000.00	-31,197.44	-519.96	12,000.00
Engineering Expense	3,282.50	0.00	-3,282.50	N/A	3,282.50	0.00	-3,282.50	N/A	0.00
Landlord Expense	0.00	0.00	0.00	N/A	18,388.64	15,961.02	-2,427.62	-15.21	15,961.02
Advertising/Public Relations	1,000.00	3,000.00	2,000.00	66.67	6,000.00	6,000.00	0.00	0.00	9,000.00
Charitable Donations	0.00	0.00	0.00	N/A	376.93	0.00	-376.93	N/A	0.00
Fitness Center Expenses	11,409.44	11,852.00	442.56	3.73	24,359.53	72,162.00	47,802.47	66.24	141,024.00
Tenant Relations	948.58	6,452.50	5,503.92	85.30	3,498.47	38,715.00	35,216.53	90.96	77,430.00
Specialty Leasing - Tenant Services	1,317.73	2,766.00	1,448.27	52.36	17,119.62	42,236.00	25,116.38	59.47	53,342.00
Penalty/Late Fee	32.99	0.00	-32.99	N/A	51.43	0.00	-51.43	N/A	0.00
Gain/Loss of Sale	-18,000.00	0.00	18,000.00	N/A	-18,000.00	0.00	18,000.00	N/A	0.00
TOTAL NON OPERATING EXPENSES	815,941.63	2,054,121.37	1,238,179.74	60.28	5,538,026.81	12,363,965.89	6,825,939.08	55.21	24,653,762.70
NET PROFIT-LOSS	-13,043.66	-1,626,963.00	1,613,919.34	99.20	-1,564,700.15	-8,770,652.13	7,205,951.98	82.16	-18,001,060.14
ADJUSTMENTS									
Building Improvements	-160,990.88	-507,800.00	346,809.12	68.30	-1,369,187.94	-1,075,208.00	-293,979.94	-27.34	-1,847,801.00
Building Improvements-Garage Repairs	0.00	0.00	0.00	N/A	-20,700.00	0.00	-20,700.00	N/A	0.00
Tenant Improvements	-149,531.34	0.00	-149,531.34	N/A	-1,003,508.76	-1,023,470.00	19,961.24	1.95	-1,023,470.00
Leasing Commissions	0.00	-1,281.50	1,281.50	100.00	-1,321,529.01	-449,786.70	-871,742.31	-193.81	-465,838.70
Accumulated Deprec-Buildings	113,411.80	114,770.00	-1,358.20	-1.18	683,187.20	688,620.00	-5,432.80	-0.79	1,377,240.00
Accumulated Deprec-Warehouse/Improvements	61.60	125,765.00	-125,703.40	-99.95	251,776.40	754,590.00	-502,813.60	-66.63	1,509,180.00
Accumulated Deprec-T/I	127,140.20	980,147.00	-853,006.80	-87.03	788,602.80	5,880,882.00	-5,092,279.20	-86.59	11,761,764.00
Accumulated Deprec-Mach/Equip	96,078.30	401,477.00	-305,398.70	-76.07	1,187,267.20	2,408,862.00	-1,221,594.80	-50.71	4,817,724.00
Accumulated Deprec-CAM Equip	2,509.30	4,462.00	-1,952.70	-43.76	18,961.20	26,772.00	-7,810.80	-29.18	53,544.00
Accumulate Deprec-Garage Equip	93.80	235.00	-141.20	-60.09	845.20	1,410.00	-564.80	-40.06	2,820.00
Accumulated Depreciation	1,746.50	1,831.00	-84.50	-4.62	10,648.00	10,986.00	-338.00	-3.08	21,972.00
Leasing Comm - Accum. Amort.	42,917.70	42,263.00	654.70	1.55	256,196.80	253,578.00	2,618.80	1.03	507,156.00
Lease Acquisition Costs-Accum Amortization	41,801.50	43,868.00	-2,066.50	-4.71	254,942.00	263,208.00	-8,266.00	-3.14	526,416.00
Loan Cost-Accum Amortization	20,828.50	19,300.00	1,528.50	7.92	121,980.00	115,800.00	6,180.00	5.34	231,600.00
Property Tax Escrow	-312,736.69	0.00	-312,736.69	N/A	-1,552,222.84	0.00	-1,552,222.84	N/A	0.00
Capital Reserve	-9,916.20	-9,916.20	0.00	0.00	-61,814.24	-59,497.20	-2,317.04	-3.89	-118,994.40
Money Market Fund	-1,052.13	0.00	-1,052.13	N/A	-5,495.73	0.00	-5,495.73	N/A	0.00
Accounts Receivable	-14,606.09	0.00	-14,606.09	N/A	110,124.01	0.00	110,124.01	N/A	0.00
A/R - Other	3,759.48	0.00	3,759.48	N/A	-8,519.71	0.00	-8,519.71	N/A	0.00
A/R - INTERCOMPANY 2	49,688.97	0.00	49,688.97	N/A	373,133.82	0.00	373,133.82	N/A	0.00
Prepaid Insurance	14,857.29	0.00	14,857.29	N/A	-159,514.50	0.00	-159,514.50	N/A	0.00
Accounts Payable	-50,100.09	0.00	-50,100.09	N/A	176,414.46	0.00	176,414.46	N/A	0.00
Security Deposit Liability	5,505.00	0.00	5,505.00	N/A	5,505.00	0.00	5,505.00	N/A	0.00
Property Taxes Payable	206,673.84	0.00	206,673.84	N/A	1,240,043.04	0.00	1,240,043.04	N/A	0.00
Prepaid Rent	242,505.04	0.00	242,505.04	N/A	357,106.88	0.00	357,106.88	N/A	0.00
N/P-Barings	-164,117.88	-164,117.88	0.00	0.00	-976,120.63	-976,120.63	0.00	0.00	-1,973,019.32
Partner Distribution	-33,223.12	-34,068.43	845.31	2.48	-199,338.72	-204,410.58	5,071.86	2.48	-408,821.16
TOTAL ADJUSTMENTS	73,304.40	1,016,933.99	-943,629.59	-92.79	-841,218.07	6,616,214.89	-7,457,432.96	-112.71	14,971,471.42
CASH FLOW	60,260.74	-610,029.01	670,289.75	109.88	-2,405,918.22	-2,154,437.24	-251,480.98	-11.67	-3,029,588.72

Property = c610 c611 c612 c613 c614

Cash Flow (12 months)

Period = Jul 2022-Jun 2023

Book = Accrual ; Tree = ysi_cf

	Jul 2022	Aug 2022	Sep 2022	Oct 2022	Nov 2022	Dec 2022	Jan 2023	Feb 2023	Mar 2023	Apr 2023	May 2023	Jun 2023	Total
INCOME													
Base Office Rent	1,081,633.85	1,111,459.93	1,111,921.22	1,092,737.85	1,116,018.27	1,109,736.55	1,129,806.56	1,071,258.60	1,075,931.65	1,165,790.79	1,166,395.45	1,186,264.39	13,418,955.11
Storage Rent	389.16	389.16	389.16	489.16	489.16	489.16	489.16	419.16	559.16	489.16	489.16	489.16	5,569.92
Operating Expense Recovery	49,524.67	51,572.81	194,344.27	193,782.57	194,063.42	194,063.42	189,965.89	190,617.20	191,150.20	73,948.81	74,070.87	73,912.37	1,671,016.50
RE Tax - Current Year	0.00	0.00	0.00	0.00	0.00	0.00	0.00	0.00	0.00	33,621.17	5,433.17	5,433.17	44,487.51
Ope Exp Recovery Prior Year	0.00	0.00	0.00	9,921.60	0.00	0.00	0.00	0.00	0.00	-652,994.87	2,656.36	0.00	-640,416.91
Miscellaneous Income	35,096.99	30,525.05	31,059.97	23,554.52	28,253.96	-122,641.83	22,215.16	18,434.98	18,166.08	24,532.17	21,534.47	31,578.24	162,309.76
Parking Income	359,781.71	370,968.77	307,625.97	410,488.41	374,752.49	387,342.33	309,812.23	385,368.21	317,444.68	519,863.56	344,281.97	433,308.06	4,521,038.39
Tenant Services Income	429.00	429.00	429.00	429.00	429.00	429.00	429.00	429.00	429.00	429.00	429.00	429.00	5,148.00
Interest Income	317.12	318.86	343.83	354.87	849.19	940.31	1,001.80	1,082.33	1,545.25	1,536.96	1,594.30	1,052.13	10,936.95
Antenna Income	4,250.00	4,250.00	4,250.00	3,459.00	5,219.00	3,459.00	3,459.00	3,459.00	3,459.00	3,459.00	3,459.00	3,459.00	45,641.00
TOTAL INCOME	1,531,422.50	1,569,913.58	1,650,363.42	1,735,216.98	1,720,074.49	1,573,817.94	1,657,178.80	1,671,068.48	1,608,685.02	1,170,675.75	1,620,343.75	1,735,925.52	19,244,686.23
OPERATING EXPENSES													
REPAIRS AND MAINTENANCE													
Maintenance Salary	8,790.23	8,990.98	8,505.09	8,954.63	13,380.53	8,223.00	8,904.16	10,332.18	11,651.39	10,593.91	14,514.58	9,275.75	122,116.43
Electrical Parts/ Labor	0.00	95.20	890.00	219.54	994.32	807.40	0.00	3,913.00	251.01	6,525.00	2,968.44	0.00	16,663.91
Bulbs/Ballasts Replacement	2,784.12	2,978.34	4,595.20	4,609.62	4,686.59	3,077.12	8,197.51	3,274.67	3,223.28	755.23	2,336.92	3,869.47	44,388.07
Plumbing Repairs	2,674.39	12,520.59	3,154.36	1,316.34	2,927.63	1,003.22	5,305.58	11,824.10	9,610.63	11,065.77	15,554.45	19,829.48	96,786.54
HVAC Repairs/Parts	213.19	1,939.49	189.08	3,044.40	2,376.48	3,951.09	13,554.45	1,196.95	4,983.87	2,066.28	868.28	2,006.21	36,389.77
Dock Expenses	8,833.87	3,205.14	4,759.64	16,684.81	4,089.57	-182.22	1,851.07	6,815.19	9,464.90	3,576.43	4,004.24	3,559.75	66,662.39
HVAC-Miscellaneous	28,312.85	18,281.58	18,152.82	23,091.52	27,857.96	7,170.84	15,076.75	25,824.17	31,796.36	23,003.59	35,322.39	47,773.07	301,663.90
Roofing Repairs	78.74	0.00	0.00	0.00	0.00	0.00	0.00	0.00	22,746.00	4,947.00	0.00	0.00	27,771.74
Glass Replacements	717.85	0.00	0.00	1,145.91	0.00	0.00	0.00	0.00	4,344.00	0.00	0.00	0.00	6,207.76
Locks and Keys	14.83	469.70	250.00	156.17	0.00	204.96	0.00	3,372.06	872.95	395.40	43.86	299.79	6,079.72
Signage/Directories	1,249.71	5,837.61	586.41	0.00	0.00	15.98	0.00	0.00	0.00	0.00	22,863.19	2,914.69	33,467.59
Painting/Decorating	4,941.86	13,385.66	5,166.14	7,065.11	4,456.62	4,965.16	2,901.28	4,574.66	7,502.67	7,842.43	5,006.00	7,618.22	75,425.81
Tools	182.71	3,536.45	250.98	5,186.38	487.48	22.76	160.95	681.17	138.04	93.83	212.95	363.56	11,317.26
Fire/Safety System Repair	9,536.70	3,917.78	-771.21	6,430.06	17,816.93	-258.40	0.00	33,686.30	10,100.63	2,490.00	16,894.24	12,802.23	112,645.26
General Building Supplies	50.79	187.57	-50.29	5,014.35	302.06	601.36	14.83	195.24	6,178.47	1,246.69	932.03	16.07	14,689.17
Uniforms	0.00	150.00	127.72	0.00	0.00	0.00	75.00	162.46	274.05	2,300.88	841.17	0.00	3,931.28
Misc. Maintenance/Repairs	136.00	167.00	176.00	0.00	143.00	114.00	143.00	193.00	98.00	193.00	143.00	103.00	1,609.00
Seasonal Decorations	0.00	0.00	0.00	0.00	7,500.00	750.00	7,500.00	300.00	300.00	0.00	0.00	0.00	16,350.00
Elevator/Escalator Repairs	0.00	0.00	0.00	0.00	0.00	0.00	0.00	439.18	-199.38	0.00	0.00	0.00	239.80
Elevator Fees/Licenses	0.00	0.00	350.00	0.00	5,317.00	0.00	690.00	0.00	0.00	0.00	0.00	0.00	6,357.00
Security Equipment	426.14	2,463.35	439.11	5,236.77	3,969.88	3,103.86	1,054.93	362.08	685.55	50.00	5,404.63	1,515.31	24,711.61
Equipment Rental	0.00	270.00	135.00	135.00	135.00	135.00	135.00	135.00	135.00	135.00	180.00	180.00	1,710.00
Exterior Maintenance	27,711.00	8,394.56	200.00	0.00	0.00	-3,381.08	0.00	12,982.00	0.00	0.00	5,592.82	0.00	51,499.30
Windows/Doors/Walls Mnt	0.00	738.69	0.00	2,014.65	743.69	0.00	3,378.53	6,868.00	0.00	1,691.60	341.61	13,020.17	28,796.94
TOTAL REPAIRS AND MAINTENANCE	96,654.98	87,529.69	47,106.05	90,305.26	97,184.74	30,324.05	68,943.04	127,131.41	124,157.42	78,972.04	134,024.80	125,146.77	1,107,480.25
CONTRACT SERVICES													
Janitorial Contract	2,712.08	100,092.97	52,891.12	57,111.96	54,852.76	53,794.90	63,445.75	58,376.66	62,849.11	56,996.85	64,611.04	60,133.07	687,868.27
Janitorial Supplies	13,106.03	5,944.86	12,645.13	11,760.59	7,823.87	6,997.93	7,956.41	8,027.10	7,045.50	5,077.55	10,858.17	7,992.24	105,235.38
Janitorial Day Porter	1,612.65	3,783.46	3,720.46	7,851.86	4,363.14	4,111.35	6,513.71	3,007.10	7,008.50	2,585.85	4,763.61	4,828.44	54,150.13
Window Washing	6,420.00	0.00	0.00	1,020.00	0.00	10,170.00	14,645.00	760.00	0.00	11,880.00	14,865.00	0.00	59,760.00
Trash Removal	2,651.10	2,565.01	0.00	8,208.75	4,046.84	3,856.95	12,246.69	2,444.77	2,261.92	3,618.68	3,355.73	2,782.98	48,039.42
Exterminating/Pest Control	90.00	722.50	45.00	823.75	673.75	527.50	273.75	168.75	703.75	0.00	857.50	473.75	5,360.00
Exterior Cleaning	4,338.54	0.00	0.00	6,215.50	1,624.00	1,696.00	3,024.00	3,679.00	1,624.00	1,624.00	2,224.00	1,624.00	27,673.04
Elevator/Escalator Contract Maint.	-12,522.38	31,414.82	31,813.74	38,457.71	29,396.74	36,731.79	29,396.74	31,927.86	28,018.02	41,209.10	242.48	29,972.94	316,059.56
Elevator License/Fees	0.00	100.00	0.00	0.00	0.00	0.00	0.00	0.00	0.00	0.00	0.00	0.00	100.00

Property = c610 c611 c612 c613 c614

Cash Flow (12 months)

Period = Jul 2022-Jun 2023

Book = Accrual ; Tree = ysl_cf

	Jul 2022	Aug 2022	Sep 2022	Oct 2022	Nov 2022	Dec 2022	Jan 2023	Feb 2023	Mar 2023	Apr 2023	May 2023	Jun 2023	Total
Snow Removal	0.00	0.00	0.00	0.00	458.00	458.00	4,022.00	4,722.00	638.50	0.00	0.00	0.00	10,298.50
Ext. Landscaping Contract	1,513.50	1,513.50	1,513.50	2,168.64	1,799.51	1,513.50	0.00	0.00	19,025.86	846.40	846.40	1,157.30	31,898.11
Interior Landscaping	3,659.52	3,659.52	4,332.32	4,332.31	4,332.31	4,581.67	4,332.31	4,332.32	4,332.30	3,659.52	4,332.31	4,376.38	50,262.79
Security Expense	42,051.62	38,958.44	70,749.44	45,153.91	59,040.56	65,205.54	58,632.01	58,302.23	55,249.89	24,752.68	76,794.72	52,525.84	647,416.88
Water Treatment Contract	115.00	115.00	115.00	115.00	115.00	115.00	115.00	2,383.98	115.00	115.00	115.00	1,179.69	4,713.67
TOTAL CONTRACT SERVICES	65,747.66	188,870.08	177,825.71	183,219.98	168,526.48	189,760.13	204,603.37	178,131.77	188,872.35	152,365.63	183,865.96	167,046.63	2,048,835.75
ADMINISTRATIVE EXPENSE													
Telephone/ Answering Svc	0.00	0.00	0.00	0.00	0.00	1,222.93	0.00	0.00	0.00	0.00	0.00	0.00	1,222.93
Office Supplies	115.98	0.00	0.00	0.00	0.00	0.00	0.00	0.00	0.00	0.00	0.00	0.00	115.98
Dues and Subscriptions	0.00	0.00	3,656.00	9,750.00	3,900.00	0.00	3,500.00	0.00	0.00	0.00	0.00	0.00	20,806.00
Meals	228.19	20.04	0.00	0.00	0.00	391.30	0.00	186.75	0.00	0.00	109.14	0.00	935.42
Management Office Exp	4,014.39	4,074.58	4,462.01	4,150.38	2,344.45	8,162.86	12,264.02	13,653.68	3,997.99	4,809.25	7,186.03	12,840.42	81,960.06
Manager Salary Expense	9,998.26	10,244.87	10,244.87	14,086.73	34,714.09	8,501.80	8,845.72	8,891.09	8,891.10	8,891.10	13,336.64	8,581.55	145,227.82
Staff Salary	20,244.39	24,308.83	22,186.91	22,214.06	33,710.18	21,279.53	18,706.70	18,743.59	24,145.66	19,551.00	29,385.56	20,596.76	275,073.17
Bank Fees	0.00	0.00	0.00	0.00	0.00	0.00	0.00	12.00	-12.00	0.00	0.00	0.00	0.00
TOTAL ADMINISTRATIVE EXP.	34,601.21	38,648.32	40,549.79	50,201.17	74,668.72	39,558.42	43,316.44	41,487.11	37,022.75	33,251.35	50,017.37	42,018.73	525,341.38
UTILITIES													
Electricity	194,769.49	187,385.63	175,809.53	138,636.48	175,899.34	191,925.73	238,558.31	208,886.74	195,785.79	185,521.62	172,004.06	174,246.15	2,239,428.87
Gas	0.00	43.01	25.38	22.07	22.48	22.99	22.47	21.28	21.28	21.28	95.80	326.34	644.38
Water and Sewer	20,793.12	23,049.12	18,593.75	17,504.00	13,510.21	10,754.86	9,892.77	9,542.71	10,311.74	10,762.58	15,249.65	21,492.46	181,456.97
Electricity Reimbursement	-5,324.85	-7,903.73	-6,765.13	-6,600.00	-8,294.35	-60,215.89	-10,868.44	-2,520.00	-2,400.00	-4,627.12	-4,298.34	0.00	-119,817.85
Gas Reimbursement	0.00	-226.83	-43.01	0.00	0.00	0.00	-22.99	0.00	0.00	-21.28	-21.28	0.00	-335.39
Water Reimbursement	0.00	0.00	0.00	0.00	0.00	-25,313.32	0.00	0.00	0.00	0.00	0.00	0.00	-25,313.32
Chilled Water Reimbursement	0.00	0.00	0.00	0.00	0.00	-26,024.91	0.00	0.00	0.00	0.00	0.00	0.00	-26,024.91
TOTAL UTILITIES	210,237.76	202,347.20	187,620.52	149,562.55	181,137.68	91,149.46	237,582.12	215,930.73	203,718.81	191,657.08	183,029.89	196,064.95	2,250,038.75
TAXES AND INSURANCE EXPENSE													
Real Estate Property Tax	163,315.00	163,315.00	163,315.00	128,854.71	128,854.71	128,854.70	172,448.00	172,448.00	172,448.00	172,448.00	172,448.00	172,448.00	1,911,197.12
Personal Property Tax	0.00	0.00	0.00	0.00	544.13	0.00	0.00	0.00	0.00	0.00	0.00	0.00	544.13
Property Ins Expense	14,002.70	14,002.70	14,002.70	14,002.70	14,002.70	14,002.70	10,427.70	10,427.70	10,427.70	10,427.62	10,427.62	10,427.62	146,582.16
TOTAL TAXES AND INSURANCE	177,317.70	177,317.70	177,317.70	142,857.41	143,401.54	142,857.40	182,875.70	182,875.70	182,875.70	182,875.62	182,875.62	182,875.62	2,058,323.41
MANAGEMENT FEES													
Management Fee	25,023.78	25,223.04	22,819.68	33,885.34	32,804.72	40,842.86	25,300.98	38,904.08	31,135.48	29,551.64	22,812.52	38,285.92	366,590.04
TOTAL MANAGEMENT FEES	25,023.78	25,223.04	22,819.68	33,885.34	32,804.72	40,842.86	25,300.98	38,904.08	31,135.48	29,551.64	22,812.52	38,285.92	366,590.04
NONRECOVERABLE EXPENSES													
PARKING EXPENSES	97,089.99	79,080.41	100,977.62	69,275.59	78,242.20	119,941.81	86,067.64	94,955.26	131,022.83	78,720.34	97,929.67	95,259.53	1,128,562.89
Parking Contract Expenses	74,646.11	34,217.55	53,600.20	74,394.77	53,742.98	53,468.19	76,780.20	56,051.32	62,467.99	66,194.13	66,194.25	86,329.40	759,062.09
TOTAL NONRECOVERABLE EXPENSES	171,736.10	113,297.96	154,577.82	143,670.36	131,985.18	173,410.00	162,847.84	151,006.58	193,490.82	145,889.47	164,123.92	181,588.93	1,887,624.98
TOTAL OPERATING EXPENSES	781,319.19	833,233.99	807,817.27	793,702.07	829,709.06	707,902.32	925,469.49	935,467.38	961,273.33	814,562.83	920,750.08	933,027.55	10,244,234.56
NET OPERATING INCOME/EXP	750,103.31	736,679.59	842,546.15	941,514.91	890,365.43	865,915.62	731,709.31	735,601.10	647,411.69	356,112.92	699,593.67	802,897.97	9,000,451.67
NON OPERATING EXPENSES													
Mortgage Interest Expense	298,916.67	298,916.67	298,916.67	298,916.67	298,916.67	298,353.53	297,788.41	297,221.30	296,652.20	296,081.10	295,507.99	294,932.87	3,571,120.75

Property = c610 c611 c612 c613 c614

Cash Flow (12 months)

Period = Jul 2022-Jun 2023

Book = Accrual ; Tree = ysi_cf

	Jul 2022	Aug 2022	Sep 2022	Oct 2022	Nov 2022	Dec 2022	Jan 2023	Feb 2023	Mar 2023	Apr 2023	May 2023	Jun 2023	Total
Depreciation Expense	788,561.00	788,561.00	788,561.00	788,561.00	788,561.00	-3,552,632.00	788,561.00	788,561.00	341,041.50	341,041.50	341,041.50	341,041.50	3,331,461.00
Amortization Expense	105,464.00	105,464.00	105,464.00	105,464.00	105,464.00	106,300.62	105,464.00	105,464.00	105,547.70	105,547.70	105,547.70	105,547.70	1,266,739.42
Legal Expense	799.38	0.00	46.80	136.00	0.00	0.00	0.00	0.00	1,400.70	225.30	0.00	0.00	16,628.40
Audit/Accounting Expense	0.00	0.00	0.00	0.00	0.00	10,553.40	0.00	20,707.26	0.00	0.00	0.00	0.00	31,260.66
Income Tax Expense	0.00	0.00	0.00	0.00	0.00	0.00	0.00	0.00	2,233.00	0.00	0.00	51,966.92	54,199.92
Architectural Expense	0.00	1,125.00	0.00	412.50	0.00	0.00	93.75	25,463.05	783.75	900.00	4,123.89	5,833.00	38,734.94
Engineering Expense	0.00	0.00	0.00	0.00	0.00	0.00	0.00	0.00	0.00	0.00	0.00	3,282.50	3,282.50
Landlord Expense	107.29	0.00	0.00	0.00	10,919.00	0.00	0.00	0.00	1,087.00	0.00	17,301.64	0.00	29,414.93
Advertising/Public Relations	3,950.00	1,950.00	3,950.00	-8,750.00	1,000.00	1,000.00	1,000.00	1,000.00	1,000.00	1,000.00	1,000.00	1,000.00	9,100.00
Charitable Donations	0.00	0.00	0.00	0.00	0.00	0.00	0.00	0.00	0.00	376.93	0.00	0.00	376.93
Fitness Center Expenses	0.00	0.00	0.00	0.00	0.00	0.00	0.00	0.00	0.00	0.00	12,950.09	11,409.44	24,359.53
Tenant Relations	89.91	57.15	1,879.56	102.95	4,472.89	6,408.00	582.66	-609.20	1,287.66	348.47	940.30	948.58	16,508.93
Specialty Leasing - Tenant Services	1,123.01	1,843.39	1,544.89	7,045.49	1,246.21	3,170.80	3,081.68	6,432.07	1,307.78	1,063.48	3,916.88	1,317.73	33,093.41
Penalty/Late Fee	15.00	0.00	0.00	47.68	2.75	50.00	0.00	0.00	0.00	0.00	18.44	32.99	166.86
Gain/Loss of Sale	0.00	0.00	0.00	0.00	0.00	0.00	0.00	0.00	0.00	0.00	0.00	-18,000.00	-18,000.00
TOTAL NON OPERATING EXPENSES	1,199,026.26	1,197,917.21	1,200,362.92	1,191,936.29	1,210,582.52	-3,126,795.65	1,196,571.50	1,244,239.48	752,341.29	746,584.48	782,348.43	815,941.63	8,411,056.36
NET PROFIT-LOSS	-448,922.95	-461,237.62	-357,816.77	-250,421.38	-320,217.09	3,992,711.27	-464,862.19	-508,638.38	-104,929.60	-390,471.56	-82,754.76	-13,043.66	589,395.31
ADJUSTMENTS													
Building Improvements	-158,052.12	-14,908.54	-3,285.71	-2,190.48	-15,583.55	-22,230.48	-69,766.98	-338,105.77	-307,366.35	-294,976.28	-197,981.68	-160,990.88	-1,585,438.82
Building improvements-Garage Repairs	0.00	0.00	0.00	0.00	0.00	0.00	0.00	0.00	0.00	-20,700.00	0.00	0.00	-20,700.00
Tenant Improvements	-378.36	-96,129.41	-11,808.43	-633,607.05	-202,607.05	1,216.35	-4,061.06	-1,747.30	-387,438.53	-4,801.03	-455,929.50	-149,531.34	-1,946,822.71
Leasing Commissions	-4,365.01	-24,544.27	-15,547.01	-7,460.39	-141,603.87	-8,935.56	0.00	2,182.50	-1,414.92	-1,302,867.92	-19,428.67	0.00	-1,523,985.12
Furniture, Fixtures, Office Equip	0.00	0.00	0.00	-68,555.77	0.00	11,082.64	0.00	0.00	0.00	0.00	0.00	0.00	-57,473.13
Machinery/Equipment	0.00	0.00	0.00	0.00	0.00	-29,885.00	0.00	0.00	0.00	0.00	0.00	0.00	-29,885.00
Accumulated Deprec.-Buildings	114,770.00	114,770.00	114,770.00	114,770.00	114,770.00	101,189.99	114,770.00	114,770.00	113,411.80	113,411.80	113,411.80	113,411.80	1,358,227.19
Accumulated Deprec-Warehouse/Improvements	125,765.00	125,765.00	125,765.00	125,765.00	125,765.00	-1,131,269.28	125,765.00	125,765.00	61.60	61.60	61.60	61.60	-250,667.88
Accumulated Deprec-T/I	140,021.00	140,021.00	140,021.00	140,021.00	140,021.00	11,212.68	140,021.00	140,021.00	127,140.20	127,140.20	127,140.20	127,140.20	1,499,920.48
Accumulated Deprec-Mach/Equip	401,477.00	401,477.00	401,477.00	401,477.00	401,477.00	-1,852,151.08	401,477.00	401,477.00	96,078.30	96,078.30	96,078.30	96,078.30	1,342,501.12
Accumulated Deprec-Furn/Fixture	0.00	0.00	0.00	0.00	0.00	88,660.68	0.00	0.00	0.00	0.00	0.00	0.00	88,660.68
Accumulated Deprec-CAM Equip	4,462.00	4,462.00	4,462.00	4,462.00	4,462.00	-15,064.03	4,462.00	4,462.00	2,509.30	2,509.30	2,509.30	2,509.30	26,207.17
Accumulate Deprec-Garage Equip	235.00	235.00	235.00	235.00	235.00	-756,196.16	235.00	235.00	93.80	93.80	93.80	93.80	-754,175.96
Accumulated Depreciation	1,831.00	1,831.00	1,831.00	1,831.00	1,831.00	985.20	1,831.00	1,831.00	1,746.50	1,746.50	1,746.50	1,746.50	20,788.20
Leasing Comm -Accum. Amort.	42,263.00	42,263.00	42,263.00	42,263.00	42,263.00	48,810.29	42,263.00	42,263.00	42,917.70	42,917.70	42,917.70	42,917.70	516,322.09
Lease Acquisition Costs-Accum Amortization	43,868.00	43,868.00	43,868.00	43,868.00	43,868.00	23,202.19	43,868.00	43,868.00	41,801.50	41,801.50	41,801.50	41,801.50	497,484.19
Loan Cost-Accum Amortization	19,333.00	19,333.00	19,333.00	19,333.00	19,333.00	34,288.14	19,333.00	19,333.00	20,828.50	20,828.50	20,828.50	20,828.50	252,933.14
Property Tax Escrow	-290,249.10	-290,249.10	-290,249.10	-290,249.10	-290,249.10	3,318,251.15	-290,249.10	-290,249.10	-33,514.57	-312,736.69	-312,736.69	-312,736.69	314,782.81
TI/LC Reserve	-159,739.74	-159,741.01	1,028,007.64	363,531.38	0.00	0.00	0.00	0.00	0.00	0.00	0.00	0.00	1,072,058.27
Capital Reserve	-9,984.79	-9,985.13	-909,052.09	233,793.35	-10,118.86	-10,210.30	-10,304.29	-10,331.72	-10,428.35	-10,407.16	-10,426.52	-9,916.20	-777,372.06
Money Market Fund	-228.67	-228.80	-265.89	-305.49	-646.53	-221.80	-613.71	-666.81	-1,033.10	-1,046.00	-1,083.98	-1,052.13	-7,817.32
Accounts Receivable	-7,130.61	-17,841.18	-147,893.88	50,326.34	3,272.76	-13,982.86	50,746.27	-13,480.40	-25,891.79	166,930.22	-53,574.20	-14,606.09	-23,125.42
A/R - Other	11,878.81	6,957.07	1,142.85	-4,181.96	-189.46	-4,460.78	3,486.96	-3,098.88	-1,504.72	-5,188.31	-5,974.24	3,759.48	2,626.82
A/R - INTERCOMPANY 2	116,130.52	116,130.52	73,949.56	2,726.96	24,684.20	-1,231,583.41	104,688.97	104,688.97	-95,311.03	104,688.97	104,688.97	49,688.97	-524,827.83
Prepaid Insurance	14,857.37	14,857.37	14,857.37	14,857.37	14,857.37	54,640.23	14,857.37	14,857.37	14,857.37	29,157.30	-248,101.20	14,857.29	-30,587.42
Accounts Payable	-41,124.65	21,189.17	-31,551.97	54,094.29	-67,026.71	-33,143.04	102,797.99	197,377.76	235,205.92	-479,926.72	171,059.60	-50,100.09	78,851.55
Accounts Payable-Other	0.00	0.00	0.00	300.00	0.00	0.00	36,488.71	-36,488.71	0.00	0.00	0.00	0.00	300.00
Security Deposit Liability	0.00	0.00	0.00	-5,759.00	0.00	0.00	0.00	0.00	0.00	0.00	0.00	5,505.00	-254.00
Property Taxes Payable	206,999.00	206,999.00	206,999.00	163,080.55	163,080.55	-2,189,152.10	206,673.84	206,673.84	206,673.84	206,673.84	206,673.84	206,673.84	-1,950.96
Prepaid Rent	-115,791.18	-235,140.23	197,128.94	1,825.05	319,086.43	-252,985.47	180,143.02	30,907.59	-224,927.43	-60,279.48	188,758.14	242,505.04	271,230.42
N/P-Barings	0.00	0.00	0.00	0.00	-160,134.08	-160,697.22	-161,262.34	-161,829.45	-162,398.55	-162,969.65	-163,542.76	-164,117.88	-1,296,951.93

Property = c610 c611 c612 c613 c614

Cash Flow (12 months)

Period = Jul 2022-Jun 2023

Book = Accrual ; Tree = ysi_cf

	Jul 2022	Aug 2022	Sep 2022	Oct 2022	Nov 2022	Dec 2022	Jan 2023	Feb 2023	Mar 2023	Apr 2023	May 2023	Jun 2023	Total
Partner Distribution	-33,223.12	-33,223.12	-33,223.12	-33,223.12	-33,223.12	-33,223.12	-33,223.12	-33,223.12	-33,223.12	-33,223.12	-33,223.12	-33,223.12	-398,677.44
TOTAL ADJUSTMENTS	423,623.35	378,167.34	973,233.16	733,027.93	497,623.98	-4,052,276.56	1,024,427.53	561,491.77	-381,126.13	-1,735,082.83	-384,232.81	73,304.40	-1,887,818.87
CASH FLOW	-25,299.60	-83,070.28	615,416.39	482,606.55	177,406.89	-59,565.29	559,565.34	52,853.39	-486,055.73	-2,125,554.39	-466,987.57	60,260.74	-1,298,423.56
Cash - Operating Account													
Beginning Balance	4,040,222.52	4,014,922.92	3,931,852.64	4,547,269.03	5,029,875.58	5,207,282.47	5,147,717.18	5,707,282.52	5,760,135.91	5,274,080.18	3,148,525.79	2,681,538.22	4,040,222.52
Ending Balance	4,014,922.92	3,931,852.64	4,547,269.03	5,029,875.58	5,207,282.47	5,147,717.18	5,707,282.52	5,760,135.91	5,274,080.18	3,148,525.79	2,681,538.22	2,741,798.96	2,741,798.96
Difference	-25,299.60	-83,070.28	615,416.39	482,606.55	177,406.89	-59,565.29	559,565.34	52,853.39	-486,055.73	-2,125,554.39	-466,987.57	60,260.74	-1,298,423.56
Cash - Distribution Oper													
Beginning Balance	0.00	0.00	0.00	0.00	0.00	0.00	0.00	0.00	0.00	0.00	0.00	0.00	0.00
Ending Balance	0.00	0.00	0.00	0.00	0.00	0.00	0.00	0.00	0.00	0.00	0.00	0.00	0.00
Difference	0.00	0.00	0.00	0.00	0.00	0.00	0.00	0.00	0.00	0.00	0.00	0.00	0.00
Petty Cash													
Beginning Balance	0.00	0.00	0.00	0.00	0.00	0.00	0.00	0.00	0.00	0.00	0.00	0.00	0.00
Ending Balance	0.00	0.00	0.00	0.00	0.00	0.00	0.00	0.00	0.00	0.00	0.00	0.00	0.00
Difference	0.00	0.00	0.00	0.00	0.00	0.00	0.00	0.00	0.00	0.00	0.00	0.00	0.00
Capital Reserve													
Beginning Balance	2,762,369.84	2,772,354.63	2,782,339.76	3,691,391.85	3,457,598.50	3,467,717.36	3,477,927.66	3,488,231.95	3,498,563.67	3,508,992.02	3,519,399.18	3,529,825.70	2,762,369.84
Ending Balance	2,772,354.63	2,782,339.76	3,691,391.85	3,457,598.50	3,467,717.36	3,477,927.66	3,488,231.95	3,498,563.67	3,508,992.02	3,519,399.18	3,529,825.70	3,539,741.90	3,539,741.90
Difference	9,984.79	9,985.13	909,052.09	-233,793.35	10,118.86	10,210.30	10,304.29	10,331.72	10,428.35	10,407.16	10,426.52	9,916.20	777,372.06
Cash - MM Reserve													
Beginning Balance	0.00	0.00	0.00	0.00	0.00	0.00	0.00	0.00	0.00	0.00	0.00	0.00	0.00
Ending Balance	0.00	0.00	0.00	0.00	0.00	0.00	0.00	0.00	0.00	0.00	0.00	0.00	0.00
Difference	0.00	0.00	0.00	0.00	0.00	0.00	0.00	0.00	0.00	0.00	0.00	0.00	0.00

Aging Detail

DB Caption: Specialty Real Estate_LIVE_DB All Selected Properties Status: Current, Past, Future Age As Of: 06/30/2023 Post To: 06/2023

Property	Customer	Lease	Status	Tran#	Charge	Date	Month	Current	0-30	31-60	61-90	Over	Pre-	Total
								Owed	Owed	Owed	Owed	90 Owed	payments	Owed
TP-TOWN PAVILION HOLDINGS LLC (c610)														
ALVAREZ & MARSHAL HOLDINGS, LLC (alv2970)														
c610	ALVAREZ & MARSHAL HOLDINGS, LLC		Current	R-453646	Prepay	6/1/2023	06/2023	0.00	0.00	0.00	0.00	0.00	-3,627.03	-3,627.03
c610	ALVAREZ & MARSHAL HOLDINGS, LLC		Current	R-456807	Prepay	6/30/2023	06/2023	0.00	0.00	0.00	0.00	0.00	-342.51	-342.51
c610	ALVAREZ & MARSHAL HOLDINGS, LLC		Current	R-456808	Prepay	6/30/2023	06/2023	0.00	0.00	0.00	0.00	0.00	-3,833.00	-3,833.00
	ALVAREZ & MARSHAL HOLDINGS, LLC							0.00	0.00	0.00	0.00	0.00	-7,802.54	-7,802.54
BANK MIDWEST, NA (bami2650)														
c610	BANK MIDWEST, NA		Past	C-359299	mrc	6/1/2022	06/2022	-48,316.47	0.00	0.00	0.00	-48,316.47	0.00	-48,316.47
c610	BANK MIDWEST, NA		Past	C-359302	mrc	6/1/2022	06/2022	48,316.47	0.00	0.00	0.00	48,316.47	0.00	48,316.47
	BANK MIDWEST, NA							0.00	0.00	0.00	0.00	0.00	0.00	0.00
CENTURYLINK COMMUNICATIONS, LLC (cenant)														
c610	CENTURYLINK COMMUNICATIONS, LLC		Current	R-453079	Prepay	5/30/2023	05/2023	0.00	0.00	0.00	0.00	0.00	-1.20	-1.20
c610	CENTURYLINK COMMUNICATIONS, LLC		Current	R-455703	Prepay	6/27/2023	06/2023	0.00	0.00	0.00	0.00	0.00	-307.80	-307.80
c610	CENTURYLINK COMMUNICATIONS, LLC		Current	R-455703	Prepay	6/27/2023	06/2023	0.00	0.00	0.00	0.00	0.00	-1.20	-1.20
	CENTURYLINK COMMUNICATIONS, LLC							0.00	0.00	0.00	0.00	0.00	-310.20	-310.20
CLIFFLARSONALLEN, LLP (cli3400)														
c610	CLIFFLARSONALLEN, LLP		Current	R-453652	Prepay	6/1/2023	06/2023	0.00	0.00	0.00	0.00	0.00	-16,668.50	-16,668.50
c610	CLIFFLARSONALLEN, LLP		Current	R-456020	Prepay	6/28/2023	06/2023	0.00	0.00	0.00	0.00	0.00	-16,668.50	-16,668.50
c610	CLIFFLARSONALLEN, LLP		Current	R-456020	Prepay	6/28/2023	06/2023	0.00	0.00	0.00	0.00	0.00	-99,138.85	-99,138.85
	CLIFFLARSONALLEN, LLP							0.00	0.00	0.00	0.00	0.00	-132,475.85	-132,475.85
CONFERENCE ROOM - TP (confmtp)														
c610	CONFERENCE ROOM - TP		Current	C-390575	msc	6/1/2023	06/2023	600.00	600.00	0.00	0.00	0.00	0.00	600.00
c610	CONFERENCE ROOM - TP		Current	C-390576	msc	6/1/2023	06/2023	100.00	100.00	0.00	0.00	0.00	0.00	100.00
	CONFERENCE ROOM - TP							700.00	700.00	0.00	0.00	0.00	0.00	700.00
DELOITTE & TOUCHE USA, LLP (del3300)														
c610	DELOITTE & TOUCHE USA, LLP		Current	R-456810	Prepay	6/30/2023	06/2023	0.00	0.00	0.00	0.00	0.00	-27,440.17	-27,440.17
	DELOITTE & TOUCHE USA, LLP							0.00	0.00	0.00	0.00	0.00	-27,440.17	-27,440.17
DICKINSON FINANCIAL CORPORATION (dic1600)														
c610	DICKINSON FINANCIAL CORPORATION		Past	R-456021	Prepay	6/28/2023	06/2023	0.00	0.00	0.00	0.00	0.00	-38,104.89	-38,104.89
c610	DICKINSON FINANCIAL CORPORATION		Past	R-456022	Prepay	6/28/2023	06/2023	0.00	0.00	0.00	0.00	0.00	-19,929.33	-19,929.33
	DICKINSON FINANCIAL CORPORATION							0.00	0.00	0.00	0.00	0.00	-58,034.22	-58,034.22
DICKINSON FINANCIAL CORPORATION (dic200)														
c610	DICKINSON FINANCIAL CORPORATION		Past	R-456023	Prepay	6/28/2023	06/2023	0.00	0.00	0.00	0.00	0.00	-84,278.13	-84,278.13
	DICKINSON FINANCIAL CORPORATION							0.00	0.00	0.00	0.00	0.00	-84,278.13	-84,278.13
DICKINSON FINANCIAL CORPORATION (dic300)														
c610	DICKINSON FINANCIAL CORPORATION		Current	R-456024	Prepay	6/28/2023	06/2023	0.00	0.00	0.00	0.00	0.00	-21,892.23	-21,892.23
c610	DICKINSON FINANCIAL CORPORATION		Current	R-456025	Prepay	6/28/2023	06/2023	0.00	0.00	0.00	0.00	0.00	-2,276.50	-2,276.50
	DICKINSON FINANCIAL CORPORATION							0.00	0.00	0.00	0.00	0.00	-24,168.73	-24,168.73
FAT BEE DRINKS DOWNTOWN, LLC (fat165)														
c610	FAT BEE DRINKS DOWNTOWN, LLC		Current	C-386276	mrc	4/1/2023	04/2023	0.17	0.00	0.00	0.17	0.00	0.00	0.17
c610	FAT BEE DRINKS DOWNTOWN, LLC		Current	C-391083	mrc	6/1/2023	06/2023	0.17	0.17	0.00	0.00	0.00	0.00	0.17
	FAT BEE DRINKS DOWNTOWN, LLC							0.34	0.17	0.00	0.17	0.00	0.00	0.34
FEDERAL DEPOSIT INSURANCE CORPORATION (fed2100)														
c610	FEDERAL DEPOSIT INSURANCE CORPORATION		Current	C-371414	esc	11/1/2022	11/2022	18.33	0.00	0.00	0.00	18.33	0.00	18.33
c610	FEDERAL DEPOSIT INSURANCE CORPORATION		Current	C-371415	esc	11/1/2022	11/2022	18,888.88	0.00	0.00	0.00	18,888.88	0.00	18,888.88
c610	FEDERAL DEPOSIT INSURANCE CORPORATION		Current	C-374729	esc	12/1/2022	12/2022	6,601.50	0.00	0.00	0.00	6,601.50	0.00	6,601.50
c610	FEDERAL DEPOSIT INSURANCE CORPORATION		Current	C-374730	esc	12/1/2022	12/2022	18,888.88	0.00	0.00	0.00	18,888.88	0.00	18,888.88
c610	FEDERAL DEPOSIT INSURANCE CORPORATION		Current	C-377583	esc	1/1/2023	01/2023	97.45	0.00	0.00	0.00	97.45	0.00	97.45
c610	FEDERAL DEPOSIT INSURANCE CORPORATION		Current	C-377584	esc	1/1/2023	01/2023	18,888.88	0.00	0.00	0.00	18,888.88	0.00	18,888.88
c610	FEDERAL DEPOSIT INSURANCE CORPORATION		Current	C-380554	esc	2/1/2023	02/2023	97.45	0.00	0.00	0.00	97.45	0.00	97.45
c610	FEDERAL DEPOSIT INSURANCE CORPORATION		Current	C-380555	esc	2/1/2023	02/2023	18,888.88	0.00	0.00	0.00	18,888.88	0.00	18,888.88
c610	FEDERAL DEPOSIT INSURANCE CORPORATION		Current	C-383327	esc	3/1/2023	03/2023	255.70	0.00	0.00	0.00	255.70	0.00	255.70
c610	FEDERAL DEPOSIT INSURANCE CORPORATION		Current	C-383328	esc	3/1/2023	03/2023	18,888.88	0.00	0.00	0.00	18,888.88	0.00	18,888.88
c610	FEDERAL DEPOSIT INSURANCE CORPORATION		Current	C-386165	cpy	4/1/2023	04/2023	-95,040.00	0.00	0.00	-95,040.00	0.00	0.00	-95,040.00
c610	FEDERAL DEPOSIT INSURANCE CORPORATION		Current	C-386166	esc	4/1/2023	04/2023	8,441.68	0.00	0.00	8,441.68	0.00	0.00	8,441.68
c610	FEDERAL DEPOSIT INSURANCE CORPORATION		Current	C-386167	rer	4/1/2023	04/2023	2,332.83	0.00	0.00	2,332.83	0.00	0.00	2,332.83
c610	FEDERAL DEPOSIT INSURANCE CORPORATION		Current	C-386168	rer	4/1/2023	04/2023	17,767.00	0.00	0.00	17,767.00	0.00	0.00	17,767.00
c610	FEDERAL DEPOSIT INSURANCE CORPORATION		Current	C-388473	esc	5/1/2023	05/2023	8,441.68	0.00	8,441.68	0.00	0.00	0.00	8,441.68
c610	FEDERAL DEPOSIT INSURANCE CORPORATION		Current	C-388474	rer	5/1/2023	05/2023	2,332.83	0.00	2,332.83	0.00	0.00	0.00	2,332.83
c610	FEDERAL DEPOSIT INSURANCE CORPORATION		Current	C-391003	esc	6/1/2023	06/2023	8,441.68	8,441.68	0.00	0.00	0.00	0.00	8,441.68
c610	FEDERAL DEPOSIT INSURANCE CORPORATION		Current	C-391004	rer	6/1/2023	06/2023	2,332.83	2,332.83	0.00	0.00	0.00	0.00	2,332.83
c610	FEDERAL DEPOSIT INSURANCE CORPORATION		Current	R-456019	Prepay	6/28/2023	06/2023	0.00	0.00	0.00	0.00	0.00	-16,414.37	-16,414.37
	FEDERAL DEPOSIT INSURANCE CORPORATION							56,565.36	10,774.51	10,774.51	-66,498.49	101,514.83	-16,414.37	40,150.99
FEDERAL DEPOSIT INSURANCE CORPORATION (fed2200)														
c610	FEDERAL DEPOSIT INSURANCE CORPORATION		Past	R-456017	Prepay	6/28/2023	06/2023	0.00	0.00	0.00	0.00	0.00	-42,843.17	-42,843.17
	FEDERAL DEPOSIT INSURANCE CORPORATION							0.00	0.00	0.00	0.00	0.00	-42,843.17	-42,843.17
FEDERAL DEPOSIT INSURANCE CORPORATION (fed2300)														
c610	FEDERAL DEPOSIT INSURANCE CORPORATION		Past	R-456018	Prepay	6/28/2023	06/2023	0.00	0.00	0.00	0.00	0.00	-42,857.83	-42,857.83
	FEDERAL DEPOSIT INSURANCE CORPORATION							0.00	0.00	0.00	0.00	0.00	-42,857.83	-42,857.83
FEDERAL INSURANCE COMPANY - US074P01 (fed1800)														
c610	FEDERAL INSURANCE COMPANY - US074P01		Current	C-386173	cpy	4/1/2023	04/2023	-5,923.00	0.00	0.00	-5,923.00	0.00	0.00	-5,923.00
c610	FEDERAL INSURANCE COMPANY - US074P01		Current	R-452676	Prepay	5/25/2023	05/2023	0.00	0.00	0.00	0.00	0.00	-2,131.63	-2,131.63
c610	FEDERAL INSURANCE COMPANY - US074P01		Current	R-455692	Prepay	6/27/2023	06/2023	0.00	0.00	0.00	0.00	0.00	-13,589.70	-13,589.70
c610	FEDERAL INSURANCE COMPANY - US074P01		Current	R-455693	Prepay	6/27/2023	06/2023	0.00	0.00	0.00	0.00	0.00	-1,065.32	-1,065.32
c610	FEDERAL INSURANCE COMPANY - US074P01		Current	R-455694	Prepay	6/27/2023	06/2023	0.00	0.00	0.00	0.00	0.00	-429.00	-429.00

Aging Detail

DB Caption: Specialty Real Estate_LIVE_DB All Selected Properties Status: Current, Past, Future Age As Of: 06/30/2023 Post To: 06/2023

Property	Customer	Lease	Status	Tran#	Charge	Date	Month	Current	0-30	31-60	61-90	Over	Pre-	Total
								Owed	Owed	Owed	Owed	90 Owed	payments	Owed
c610	FEDERAL INSURANCE COMPANY - US074P01		Current	R-455695	Prepay	6/27/2023	06/2023	0.00	0.00	0.00	0.00	0.00	-1,152.42	-1,152.42
	FEDERAL INSURANCE COMPANY - US074P01							-5,923.00	0.00	0.00	-5,923.00	0.00	-18,368.07	-24,291.07
GYPSY ENTERPRISES,LLC- SCOOTER'S COFFEEHOUSE (gyp185)														
c610	GYPSY ENTERPRISES,LLC- SCOOTER'S COFFEEHOUSE		Current	C-388877	rnc	6/1/2023	06/2023	-1,850.00	-1,850.00	0.00	0.00	0.00	0.00	-1,850.00
c610	GYPSY ENTERPRISES,LLC- SCOOTER'S COFFEEHOUSE		Current	C-388878	esc	6/1/2023	06/2023	-158.50	-158.50	0.00	0.00	0.00	0.00	-158.50
	GYPSY ENTERPRISES,LLC- SCOOTER'S COFFEEHOUSE							-2,008.50	-2,008.50	0.00	0.00	0.00	0.00	-2,008.50
JOHNNY C'S INC (joh115)														
c610	JOHNNY C'S INC		Current	C-324948	rnc	6/1/2021	06/2021	450.00	0.00	0.00	0.00	450.00	0.00	450.00
c610	JOHNNY C'S INC		Current	C-339335	rnc	11/1/2021	11/2021	-450.00	0.00	0.00	0.00	-450.00	0.00	-450.00
	JOHNNY C'S INC							0.00	0.00	0.00	0.00	0.00	0.00	0.00
KC MAC N' CO, LLC (kcm155)														
c610	KC MAC N' CO, LLC		Current	R-455971	Prepay	6/29/2023	06/2023	0.00	0.00	0.00	0.00	0.00	-3,241.00	-3,241.00
	KC MAC N' CO, LLC							0.00	0.00	0.00	0.00	0.00	-3,241.00	-3,241.00
LEVEL 3 COMMUNICATIONS, LLC (lev500)														
c610	LEVEL 3 COMMUNICATIONS, LLC		Current	C-386179	cpy	4/1/2023	04/2023	-62,754.00	0.00	0.00	-62,754.00	0.00	0.00	-62,754.00
c610	LEVEL 3 COMMUNICATIONS, LLC		Current	C-388483	ant	5/1/2023	05/2023	3,150.00	0.00	3,150.00	0.00	0.00	0.00	3,150.00
c610	LEVEL 3 COMMUNICATIONS, LLC		Current	C-388484	rer	5/1/2023	05/2023	1,486.56	0.00	1,486.56	0.00	0.00	0.00	1,486.56
c610	LEVEL 3 COMMUNICATIONS, LLC		Current	C-388487	rnc	5/1/2023	05/2023	16,678.92	0.00	16,678.92	0.00	0.00	0.00	16,678.92
c610	LEVEL 3 COMMUNICATIONS, LLC		Current	C-391013	ant	6/1/2023	06/2023	3,150.00	3,150.00	0.00	0.00	0.00	0.00	3,150.00
c610	LEVEL 3 COMMUNICATIONS, LLC		Current	C-391014	rer	6/1/2023	06/2023	1,486.56	1,486.56	0.00	0.00	0.00	0.00	1,486.56
c610	LEVEL 3 COMMUNICATIONS, LLC		Current	C-391017	rnc	6/1/2023	06/2023	13,698.96	13,698.96	0.00	0.00	0.00	0.00	13,698.96
c610	LEVEL 3 COMMUNICATIONS, LLC		Current	R-455705	Prepay	6/27/2023	06/2023	0.00	0.00	0.00	0.00	0.00	-5,571.13	-5,571.13
c610	LEVEL 3 COMMUNICATIONS, LLC		Current	R-455705	Prepay	6/27/2023	06/2023	0.00	0.00	0.00	0.00	0.00	-530.00	-530.00
c610	LEVEL 3 COMMUNICATIONS, LLC		Current	R-455705	Prepay	6/27/2023	06/2023	0.00	0.00	0.00	0.00	0.00	-28,451.80	-28,451.80
c610	LEVEL 3 COMMUNICATIONS, LLC		Current	R-455706	Prepay	6/27/2023	06/2023	0.00	0.00	0.00	0.00	0.00	-3,150.00	-3,150.00
c610	LEVEL 3 COMMUNICATIONS, LLC		Current	R-455707	Prepay	6/27/2023	06/2023	0.00	0.00	0.00	0.00	0.00	-1,486.56	-1,486.56
	LEVEL 3 COMMUNICATIONS, LLC							-23,103.00	18,335.52	21,315.48	-62,754.00	0.00	-39,189.49	-62,292.49
LUNCH MONY, LLC (lun112)														
c610	LUNCH MONY, LLC		Current	R-454249	Prepay	6/5/2023	06/2023	0.00	0.00	0.00	0.00	0.00	-364.00	-364.00
	LUNCH MONY, LLC							0.00	0.00	0.00	0.00	0.00	-364.00	-364.00
MIDWEST BUILDERS CASUALTY MUTUAL COMPANY (mid3010)														
c610	MIDWEST BUILDERS CASUALTY MUTUAL COMPANY		Current	R-455972	Prepay	6/29/2023	06/2023	0.00	0.00	0.00	0.00	0.00	-6,459.75	-6,459.75
c610	MIDWEST BUILDERS CASUALTY MUTUAL COMPANY		Current	R-455972	Prepay	6/29/2023	06/2023	0.00	0.00	0.00	0.00	0.00	-6,312.04	-6,312.04
c610	MIDWEST BUILDERS CASUALTY MUTUAL COMPANY		Current	R-455972	Prepay	6/29/2023	06/2023	0.00	0.00	0.00	0.00	0.00	-20,251.21	-20,251.21
c610	MIDWEST BUILDERS CASUALTY MUTUAL COMPANY		Current	R-455972	Prepay	6/29/2023	06/2023	0.00	0.00	0.00	0.00	0.00	-668.00	-668.00
c610	MIDWEST BUILDERS CASUALTY MUTUAL COMPANY		Current	R-455973	Prepay	6/29/2023	06/2023	0.00	0.00	0.00	0.00	0.00	-2,425.28	-2,425.28
c610	MIDWEST BUILDERS CASUALTY MUTUAL COMPANY		Current	R-455974	Prepay	6/29/2023	06/2023	0.00	0.00	0.00	0.00	0.00	-600.00	-600.00
c610	MIDWEST BUILDERS CASUALTY MUTUAL COMPANY		Current	R-455975	Prepay	6/29/2023	06/2023	0.00	0.00	0.00	0.00	0.00	-50.00	-50.00
c610	MIDWEST BUILDERS CASUALTY MUTUAL COMPANY		Current	R-455976	Prepay	6/29/2023	06/2023	0.00	0.00	0.00	0.00	0.00	-300.00	-300.00
c610	MIDWEST BUILDERS CASUALTY MUTUAL COMPANY		Current	R-455977	Prepay	6/29/2023	06/2023	0.00	0.00	0.00	0.00	0.00	-50.00	-50.00
	MIDWEST BUILDERS CASUALTY MUTUAL COMPANY							0.00	0.00	0.00	0.00	0.00	-37,116.28	-37,116.28
MUTUAL OF OMAHA INSURANCE COMPANY (mut2980)														
c610	MUTUAL OF OMAHA INSURANCE COMPANY		Current	R-455696	Prepay	6/27/2023	06/2023	0.00	0.00	0.00	0.00	0.00	-4,496.94	-4,496.94
	MUTUAL OF OMAHA INSURANCE COMPANY							0.00	0.00	0.00	0.00	0.00	-4,496.94	-4,496.94
NAIC CONF RM (naicfrm)														
c610	NAIC CONF RM		Past	R-456418	Prepay	6/29/2023	06/2023	0.00	0.00	0.00	0.00	0.00	-300.00	-300.00
c610	NAIC CONF RM		Past	R-456418	Prepay	6/29/2023	06/2023	0.00	0.00	0.00	0.00	0.00	-100.00	-100.00
c610	NAIC CONF RM		Past	R-456418	Prepay	6/29/2023	06/2023	0.00	0.00	0.00	0.00	0.00	-125.00	-125.00
c610	NAIC CONF RM		Past	R-456418	Prepay	6/29/2023	06/2023	0.00	0.00	0.00	0.00	0.00	-125.00	-125.00
c610	NAIC CONF RM		Past	R-456418	Prepay	6/29/2023	06/2023	0.00	0.00	0.00	0.00	0.00	-400.00	-400.00
c610	NAIC CONF RM		Past	R-456418	Prepay	6/29/2023	06/2023	0.00	0.00	0.00	0.00	0.00	-100.00	-100.00
c610	NAIC CONF RM		Past	R-456418	Prepay	6/29/2023	06/2023	0.00	0.00	0.00	0.00	0.00	-100.00	-100.00
c610	NAIC CONF RM		Past	R-456418	Prepay	6/29/2023	06/2023	0.00	0.00	0.00	0.00	0.00	-125.00	-125.00
c610	NAIC CONF RM		Past	R-456418	Prepay	6/29/2023	06/2023	0.00	0.00	0.00	0.00	0.00	-12,762.08	-12,762.08
c610	NAIC CONF RM		Past	R-456418	Prepay	6/29/2023	06/2023	0.00	0.00	0.00	0.00	0.00	-250.00	-250.00
c610	NAIC CONF RM		Past	R-456418	Prepay	6/29/2023	06/2023	0.00	0.00	0.00	0.00	0.00	-250.00	-250.00
c610	NAIC CONF RM		Past	R-456418	Prepay	6/29/2023	06/2023	0.00	0.00	0.00	0.00	0.00	-250.00	-250.00
c610	NAIC CONF RM		Past	R-456418	Prepay	6/29/2023	06/2023	0.00	0.00	0.00	0.00	0.00	-600.00	-600.00
c610	NAIC CONF RM		Past	R-456418	Prepay	6/29/2023	06/2023	0.00	0.00	0.00	0.00	0.00	-100.00	-100.00
c610	NAIC CONF RM		Past	R-456418	Prepay	6/29/2023	06/2023	0.00	0.00	0.00	0.00	0.00	-250.00	-250.00
c610	NAIC CONF RM		Past	R-456418	Prepay	6/29/2023	06/2023	0.00	0.00	0.00	0.00	0.00	-100.00	-100.00
	NAIC CONF RM							0.00	0.00	0.00	0.00	0.00	-15,937.08	-15,937.08
NATIONAL ASSOCIATION OF INSURANCE COMMISSIONERS (nai1000)														
c610	NATIONAL ASSOCIATION OF INSURANCE COMMISSIONERS		Past	R-456419	Prepay	6/29/2023	06/2023	0.00	0.00	0.00	0.00	0.00	-34,187.04	-34,187.04
	NATIONAL ASSOCIATION OF INSURANCE COMMISSIONERS							0.00	0.00	0.00	0.00	0.00	-34,187.04	-34,187.04
NATIONAL ASSOCIATION OF INSURANCE COMMISSIONERS (nai1100)														
c610	NATIONAL ASSOCIATION OF INSURANCE COMMISSIONERS		Past	R-456420	Prepay	6/29/2023	06/2023	0.00	0.00	0.00	0.00	0.00	-34,187.04	-34,187.04
	NATIONAL ASSOCIATION OF INSURANCE COMMISSIONERS							0.00	0.00	0.00	0.00	0.00	-34,187.04	-34,187.04
NATIONAL ASSOCIATION OF INSURANCE COMMISSIONERS (nai1400)														
c610	NATIONAL ASSOCIATION OF INSURANCE COMMISSIONERS		Past	R-456421	Prepay	6/29/2023	06/2023	0.00	0.00	0.00	0.00	0.00	-34,187.04	-34,187.04
	NATIONAL ASSOCIATION OF INSURANCE COMMISSIONERS							0.00	0.00	0.00	0.00	0.00	-34,187.04	-34,187.04
NATIONAL ASSOCIATION OF INSURANCE COMMISSIONERS (nai1500)														
c610	NATIONAL ASSOCIATION OF INSURANCE COMMISSIONERS		Past	R-456422	Prepay	6/29/2023	06/2023	0.00	0.00	0.00	0.00	0.00	-34,187.04	-34,187.04
c610	NATIONAL ASSOCIATION OF INSURANCE COMMISSIONERS		Past	R-456423	Prepay	6/29/2023	06/2023	0.00	0.00	0.00	0.00	0.00	-19,324.47	-19,324.47
	NATIONAL ASSOCIATION OF INSURANCE COMMISSIONERS							0.00	0.00	0.00	0.00	0.00	-53,511.51	-53,511.51

Aging Detail

DB Caption: Specialty Real Estate_LIVE_DB All Selected Properties Status: Current, Past, Future Age As Of: 06/30/2023 Post To: 06/2023

Property	Customer	Lease	Status	Tran#	Charge	Date	Month	Current	0-30	31-60	61-90	Over	Pre-	Total
								Owed	Owed	Owed	Owed	90 Owed	payments	Owed
NATIONAL ASSOCIATION OF INSURANCE COMMISSIONERS (nai450)														
c610	NATIONAL ASSOCIATION OF INSURANCE COMMISSIONERS		Past	R-456424	Prepay	6/29/2023	06/2023	0.00	0.00	0.00	0.00	0.00	-28,073.50	-28,073.50
	NATIONAL ASSOCIATION OF INSURANCE COMMISSIONERS							0.00	0.00	0.00	0.00	0.00	-28,073.50	-28,073.50
NATIONAL ASSOCIATION OF INSURANCE COMMISSIONERS (nai800)														
c610	NATIONAL ASSOCIATION OF INSURANCE COMMISSIONERS		Past	R-456425	Prepay	6/29/2023	06/2023	0.00	0.00	0.00	0.00	0.00	-28,114.88	-28,114.88
	NATIONAL ASSOCIATION OF INSURANCE COMMISSIONERS							0.00	0.00	0.00	0.00	0.00	-28,114.88	-28,114.88
NATIONAL ASSOCIATION OF INSURANCE COMMISSIONERS (nai900)														
c610	NATIONAL ASSOCIATION OF INSURANCE COMMISSIONERS		Current	R-456426	Prepay	6/29/2023	06/2023	0.00	0.00	0.00	0.00	0.00	-34,187.04	-34,187.04
c610	NATIONAL ASSOCIATION OF INSURANCE COMMISSIONERS		Current	R-456427	Prepay	6/29/2023	06/2023	0.00	0.00	0.00	0.00	0.00	-0.30	-0.30
	NATIONAL ASSOCIATION OF INSURANCE COMMISSIONERS							0.00	0.00	0.00	0.00	0.00	-34,187.34	-34,187.34
PRICEWATERHOUSECOOPERS, LLP (pwc1210)														
c610	PRICEWATERHOUSECOOPERS, LLP		Past	R-455544	Prepay	6/23/2023	06/2023	0.00	0.00	0.00	0.00	0.00	-14,784.00	-14,784.00
	PRICEWATERHOUSECOOPERS, LLP							0.00	0.00	0.00	0.00	0.00	-14,784.00	-14,784.00
PRICEWATERHOUSECOOPERS, LLP (pwc1300)														
c610	PRICEWATERHOUSECOOPERS, LLP		Current	C-386242	cpy	4/1/2023	04/2023	-15,423.89	0.00	0.00	-15,423.89	0.00	0.00	-15,423.89
c610	PRICEWATERHOUSECOOPERS, LLP		Current	R-455545	Prepay	6/23/2023	06/2023	0.00	0.00	0.00	0.00	0.00	-45,332.00	-45,332.00
c610	PRICEWATERHOUSECOOPERS, LLP		Current	R-455546	Prepay	6/23/2023	06/2023	0.00	0.00	0.00	0.00	0.00	-2,249.29	-2,249.29
c610	PRICEWATERHOUSECOOPERS, LLP		Current	R-455691	Prepay	6/27/2023	06/2023	0.00	0.00	0.00	0.00	0.00	-1,082.26	-1,082.26
	PRICEWATERHOUSECOOPERS, LLP							-15,423.89	0.00	0.00	-15,423.89	0.00	-48,663.55	-64,087.44
R-T SPECIALTY, LLC (rt3050)														
c610	R-T SPECIALTY, LLC		Past	R-456429	Prepay	6/29/2023	06/2023	0.00	0.00	0.00	0.00	0.00	-7,008.33	-7,008.33
	R-T SPECIALTY, LLC							0.00	0.00	0.00	0.00	0.00	-7,008.33	-7,008.33
R-T SPECIALTY, LLC (rt3100)														
c610	R-T SPECIALTY, LLC		Past	R-456430	Prepay	6/29/2023	06/2023	0.00	0.00	0.00	0.00	0.00	-45,682.55	-45,682.55
	R-T SPECIALTY, LLC							0.00	0.00	0.00	0.00	0.00	-45,682.55	-45,682.55
R-T SPECIALTY, LLC (rt3200)														
c610	R-T SPECIALTY, LLC		Current	R-453084	Prepay	5/30/2023	05/2023	0.00	0.00	0.00	0.00	0.00	-9,900.56	-9,900.56
c610	R-T SPECIALTY, LLC		Current	R-456431	Prepay	6/29/2023	06/2023	0.00	0.00	0.00	0.00	0.00	-35,782.00	-35,782.00
c610	R-T SPECIALTY, LLC		Current	R-456432	Prepay	6/29/2023	06/2023	0.00	0.00	0.00	0.00	0.00	-112.50	-112.50
c610	R-T SPECIALTY, LLC		Current	R-456433	Prepay	6/29/2023	06/2023	0.00	0.00	0.00	0.00	0.00	-93.47	-93.47
c610	R-T SPECIALTY, LLC		Current	R-456434	Prepay	6/29/2023	06/2023	0.00	0.00	0.00	0.00	0.00	-623.14	-623.14
c610	R-T SPECIALTY, LLC		Current	R-456435	Prepay	6/29/2023	06/2023	0.00	0.00	0.00	0.00	0.00	-7,008.33	-7,008.33
c610	R-T SPECIALTY, LLC		Current	R-456435	Prepay	6/29/2023	06/2023	0.00	0.00	0.00	0.00	0.00	-2,892.23	-2,892.23
	R-T SPECIALTY, LLC							0.00	0.00	0.00	0.00	0.00	-56,412.23	-56,412.23
TOWN, LLC ASSIGNED TO SULEMAN JIWANI, JR (to140)														
c610	TOWN, LLC ASSIGNED TO SULEMAN JIWANI, JR		Current	C-306816	rnc	11/1/2020	11/2020	787.50	0.00	0.00	0.00	787.50	0.00	787.50
c610	TOWN, LLC ASSIGNED TO SULEMAN JIWANI, JR		Current	C-309276	rnc	12/1/2020	12/2020	980.25	0.00	0.00	0.00	980.25	0.00	980.25
c610	TOWN, LLC ASSIGNED TO SULEMAN JIWANI, JR		Current	C-330256	msc	8/1/2021	08/2021	29.10	0.00	0.00	0.00	29.10	0.00	29.10
c610	TOWN, LLC ASSIGNED TO SULEMAN JIWANI, JR		Current	C-330257	tmb	8/1/2021	08/2021	194.00	0.00	0.00	0.00	194.00	0.00	194.00
c610	TOWN, LLC ASSIGNED TO SULEMAN JIWANI, JR		Current	C-343530	rnc	1/1/2022	01/2022	25.75	0.00	0.00	0.00	25.75	0.00	25.75
c610	TOWN, LLC ASSIGNED TO SULEMAN JIWANI, JR		Current	C-362745	rnc	8/1/2022	08/2022	1,575.75	0.00	0.00	0.00	1,575.75	0.00	1,575.75
c610	TOWN, LLC ASSIGNED TO SULEMAN JIWANI, JR		Current	C-365074	msc	9/1/2022	09/2022	50.00	0.00	0.00	0.00	50.00	0.00	50.00
c610	TOWN, LLC ASSIGNED TO SULEMAN JIWANI, JR		Current	C-371452	rnc	11/1/2022	11/2022	1,575.75	0.00	0.00	0.00	1,575.75	0.00	1,575.75
c610	TOWN, LLC ASSIGNED TO SULEMAN JIWANI, JR		Current	C-380617	rnc	2/1/2023	02/2023	1,623.50	0.00	0.00	0.00	1,623.50	0.00	1,623.50
c610	TOWN, LLC ASSIGNED TO SULEMAN JIWANI, JR		Current	C-390707	msc	6/1/2023	06/2023	197.12	197.12	0.00	0.00	0.00	0.00	197.12
c610	TOWN, LLC ASSIGNED TO SULEMAN JIWANI, JR		Current	C-390708	tmb	6/1/2023	06/2023	1,314.11	1,314.11	0.00	0.00	0.00	0.00	1,314.11
c610	TOWN, LLC ASSIGNED TO SULEMAN JIWANI, JR		Current	C-391055	rnc	6/1/2023	06/2023	1,623.50	1,623.50	0.00	0.00	0.00	0.00	1,623.50
	TOWN, LLC ASSIGNED TO SULEMAN JIWANI, JR							9,976.33	3,134.73	0.00	0.00	6,841.60	0.00	9,976.33
WALTER P. MOORE AND ASSOCIATES, INC (wal1825)														
c610	WALTER P. MOORE AND ASSOCIATES, INC		Current	R-456809	Prepay	6/30/2023	06/2023	0.00	0.00	0.00	0.00	0.00	-22,142.00	-22,142.00
	WALTER P. MOORE AND ASSOCIATES, INC							0.00	0.00	0.00	0.00	0.00	-22,142.00	-22,142.00
c610								20,783.64	30,936.43	32,089.99	-150,599.21	108,356.43	-996,479.08	-975,695.44
TP-BONFILS (c611)														
SIMMONS BANK (simmons)														
c611	SIMMONS BANK		Current	R-454788	Prepay	5/12/2023	05/2023	0.00	0.00	0.00	0.00	0.00	-17,208.79	-17,208.79
	SIMMONS BANK							0.00	0.00	0.00	0.00	0.00	-17,208.79	-17,208.79
c611								0.00	0.00	0.00	0.00	0.00	-17,208.79	-17,208.79
TP-HARZFELDS (c612)														
INNER-CITY COMPUTER STARS FOUNDATION (inn400)														
c612	INNER-CITY COMPUTER STARS FOUNDATION		Future	R-454786	Prepay	5/17/2023	05/2023	0.00	0.00	0.00	0.00	0.00	-5,505.21	-5,505.21
	INNER-CITY COMPUTER STARS FOUNDATION							0.00	0.00	0.00	0.00	0.00	-5,505.21	-5,505.21
NATIONAL ASSOCIATION OF BASKETBALL COACHES (nabc1000)														
c612	NATIONAL ASSOCIATION OF BASKETBALL COACHES		Current	R-456428	Prepay	6/29/2023	06/2023	0.00	0.00	0.00	0.00	0.00	-9,392.00	-9,392.00
	NATIONAL ASSOCIATION OF BASKETBALL COACHES							0.00	0.00	0.00	0.00	0.00	-9,392.00	-9,392.00
TNG, LLC (tng625)														
c612	TNG, LLC		Current	R-456803	Prepay	6/30/2023	06/2023	0.00	0.00	0.00	0.00	0.00	-1,403.92	-1,403.92
c612	TNG, LLC		Current	R-456804	Prepay	6/30/2023	06/2023	0.00	0.00	0.00	0.00	0.00	-242.50	-242.50
c612	TNG, LLC		Current	R-456805	Prepay	6/30/2023	06/2023	0.00	0.00	0.00	0.00	0.00	-70.00	-70.00
	TNG, LLC							0.00	0.00	0.00	0.00	0.00	-1,716.42	-1,716.42
TNG, LLC (tng650)														
c612	TNG, LLC		Current	R-456806	Prepay	6/30/2023	06/2023	0.00	0.00	0.00	0.00	0.00	-200.00	-200.00
	TNG, LLC							0.00	0.00	0.00	0.00	0.00	-200.00	-200.00

Aging Detail

DB Caption: Specialty Real Estate_LIVE_DB All Selected Properties Status: Current, Past, Future Age As Of: 06/30/2023 Post To: 06/2023

Property	Customer	Lease	Status	Tran#	Charge	Date	Month	Current	0-30	31-60	61-90	Over	Pre-	Total
								Owed	Owed	Owed	Owed	90 Owed	payments	Owed
TW TELECOM OF KANSAS CITY, LLC (tw2000)														
c612	TW TELECOM OF KANSAS CITY, LLC		Current	R-434581	Prepay	12/16/2022	12/2022	0.00	0.00	0.00	0.00	0.00	-5,871.45	-5,871.45
c612	TW TELECOM OF KANSAS CITY, LLC		Current	R-436524	Prepay	1/5/2023	01/2023	0.00	0.00	0.00	0.00	0.00	-391.43	-391.43
c612	TW TELECOM OF KANSAS CITY, LLC		Current	R-441380	Prepay	2/14/2023	02/2023	0.00	0.00	0.00	0.00	0.00	-391.43	-391.43
c612	TW TELECOM OF KANSAS CITY, LLC		Current	R-444338	Prepay	3/9/2023	03/2023	0.00	0.00	0.00	0.00	0.00	-391.43	-391.43
c612	TW TELECOM OF KANSAS CITY, LLC		Current	R-448178	Prepay	4/6/2023	04/2023	0.00	0.00	0.00	0.00	0.00	-391.43	-391.43
c612	TW TELECOM OF KANSAS CITY, LLC		Current	R-450366	Prepay	5/1/2023	05/2023	0.00	0.00	0.00	0.00	0.00	-391.43	-391.43
c612	TW TELECOM OF KANSAS CITY, LLC		Current	R-452390	Prepay	5/23/2023	05/2023	0.00	0.00	0.00	0.00	0.00	-391.43	-391.43
TW TELECOM OF KANSAS CITY, LLC								0.00	0.00	0.00	0.00	0.00	-8,220.03	-8,220.03
c612								0.00	0.00	0.00	0.00	0.00	-25,033.66	-25,033.66
Grand Total								20,783.64	30,936.43	32,089.99	-150,599.21	108,356.43	-1,038,721.53	-1,017,937.89

Userid : mayar@robinson-park.com Date : 7/27/2023 Time : 10:15 AM

Rent Roll

All Selected Properties From Date: 06/30/2023 By Property

Property	Unit(s)	Lease	Lease Type	Area	Lease From	Lease To	Term	Monthly	Monthly	Annual	Annual	Security
								Rent	Rent	Rent	Rent	Deposit
								Per Area	Per Area	Per Area	Per Area	
c610 - TP-TOWN PAVILION HOLDINGS LLC,KANSAS CITY												
Current Leases												
c610		FDIC	Commercial	0.00	4/1/2019		0.00	0.00	0.00	0.00	0.00	0.00
c610		NAIC CONF RM	Commercial	0.00	4/1/2019		0.00	0.00	0.00	0.00	0.00	0.00
c610		AMU BUILDING	Commercial	0.00	4/1/2019		0.00	0.00	0.00	0.00	0.00	0.00
c610		NAIC MSC	Commercial	0.00	4/1/2019		0.00	0.00	0.00	0.00	0.00	0.00
c610		COGENT COMMUNICATIONS, INC	Commercial	0.00	10/1/2017		0.00	880.00	0.00	10,560.00	0.00	0.00
c610		STINSON TP PARKING	Commercial	0.00	11/1/2019	7/31/2023	45.00	0.00	0.00	0.00	0.00	0.00
c610	0100	BANK MIDWEST, NA	Commercial	3,553.00	6/1/2011	7/31/2023	146.00	5,699.61	1.60	68,395.32	19.25	0.00
c610	0111	FEDEX OFFICE AND PRINT SERVICES, INC	Commercial	4,965.00	1/1/2018	12/31/2027	120.00	10,757.50	2.17	129,090.00	26.00	0.00
c610	0112	LUNCH MONY, LLC	Commercial	3,712.00	4/15/2022	7/31/2032	124.00	6,960.00	1.88	83,520.00	22.50	6,960.00
c610	0115	KANSAS CITY DESIGN CENTER	Commercial	2,277.00	8/1/2022	7/31/2027	60.00	3,984.75	1.75	47,817.00	21.00	4,000.00
c610	0130	TONY GUY STATE FARM INSURANCE	Commercial	1,270.00	1/1/2016	12/31/2025	120.00	2,645.83	2.08	31,749.96	25.00	1,045.33
c610	0140	TOWN, LLC ASSIGNED TO SULEMAN IIWANI, JR	Commercial	1,146.00	1/1/2018	12/31/2024	84.00	1,623.50	1.42	19,482.00	17.00	900.00
c610	0155	KC MAC N' CO, LLC	Commercial	1,389.00	1/4/2023	1/31/2026	37.00	3,241.00	2.33	38,892.00	28.00	3,241.00
c610	0165	FAT BEE DRINKS DOWNTOWN, LLC	Commercial	970.00	7/2/2022	6/30/2027	60.00	2,344.17	2.42	28,130.04	29.00	2,506.00
c610	0175	PLANET SUB ENTERPRISES	Commercial	3,740.00	1/1/2018	12/31/2027	120.00	7,324.17	1.96	87,890.04	23.50	2,025.83
c610	0185	GYPSY ENTERPRISES, LLC - SCOOTER'S COFFEEHOUSE	Commercial	630.00	4/1/2016		0.00	0.00	0.00	0.00	0.00	1,055.00
c610	0200	DICKINSON FINANCIAL CORPORATION	Commercial	49,989.00	4/10/2013	7/31/2023	124.00	84,278.13	1.69	1,011,337.56	20.23	0.00
c610	0300	DICKINSON FINANCIAL CORPORATION	Commercial	12,986.00	4/10/2013		0.00	21,892.23	1.69	262,706.76	20.23	0.00
c610	0310	BANK MIDWEST, NA	Commercial	6,319.00	6/1/2011	7/31/2023	146.00	10,136.73	1.60	121,640.76	19.25	0.00
c610	0350	ANDREWS MCMEEL UNIVERSAL	Commercial	28,916.00	11/1/2018	10/31/2028	120.00	52,410.25	1.81	628,923.00	21.75	0.00
c610	0400	CONFERENCE CENTER - BLDG SVCS	Commercial	15,319.00	3/1/2019		0.00	0.00	0.00	0.00	0.00	0.00
c610	0450	NATIONAL ASSOCIATION OF INSURANCE COMMISSIONERS	Commercial	18,561.00	3/1/2012	7/31/2023	137.00	28,073.50	1.51	336,882.00	18.15	0.00
c610	0500	LEVEL 3 COMMUNICATIONS, LLC	Commercial	17,629.00	2/1/2010	1/31/2030	240.00	34,552.93	1.96	414,635.16	23.52	0.00
c610	0600	FITNESS CENTER/CONF CENTER	Commercial	6,289.00	3/1/2019		0.00	0.00	0.00	0.00	0.00	0.00
c610	0800	NATIONAL ASSOCIATION OF INSURANCE COMMISSIONERS	Commercial	14,707.00	3/1/2012	7/31/2023	137.00	28,114.88	1.91	337,378.56	22.94	0.00
c610	0900	NATIONAL ASSOCIATION OF INSURANCE COMMISSIONERS	Commercial	22,603.00	1/1/2016	2/29/2036	242.00	34,187.04	1.51	410,244.48	18.15	0.00
c610	1000	NATIONAL ASSOCIATION OF INSURANCE COMMISSIONERS	Commercial	22,603.00	3/1/2012	7/31/2023	137.00	34,187.04	1.51	410,244.48	18.15	0.00
c610	1100	NATIONAL ASSOCIATION OF INSURANCE COMMISSIONERS	Commercial	22,603.00	3/1/2012	7/31/2023	137.00	34,187.04	1.51	410,244.48	18.15	0.00
c610	1210	PRICEWATERHOUSECOOPERS, LLP	Commercial	7,392.00	1/1/2016	7/31/2023	91.00	14,784.00	2.00	177,408.00	24.00	0.00
c610	1250	INSIGHT GLOBAL, LLC	Commercial	8,746.00	1/1/2018	6/30/2025	90.00	18,760.17	2.14	225,122.04	25.74	10,819.00
c610	1300	PRICEWATERHOUSECOOPERS, LLP	Commercial	22,666.00	1/1/2016	2/28/2026	122.00	45,332.00	2.00	543,984.00	24.00	0.00
c610	1400	NATIONAL ASSOCIATION OF INSURANCE COMMISSIONERS	Commercial	22,603.00	3/1/2012	7/31/2023	137.00	34,187.04	1.51	410,244.48	18.15	0.00
c610	1500	NATIONAL ASSOCIATION OF INSURANCE COMMISSIONERS	Commercial	22,603.00	3/1/2012	7/31/2023	137.00	34,187.04	1.51	410,244.48	18.15	0.00
c610	1600	DICKINSON FINANCIAL CORPORATION	Commercial	22,603.00	4/10/2013	7/31/2023	124.00	38,104.89	1.69	457,258.68	20.23	0.00
c610	1700	HUGHES HUBBARD AND REED, LLP	Commercial	12,720.00	1/1/2022	12/31/2031	120.00	20,670.00	1.62	248,040.00	19.50	0.00
c610	1725	CREATIVE CIRCLE, LLC	Commercial	1,683.00	7/1/2019	8/31/2024	62.00	4,081.28	2.43	48,975.36	29.10	4,151.40
c610	1750, 3010	MIDWEST BUILDERS CASUALTY MUTUAL COMPANY	Commercial	18,031.00	2/1/2015	1/31/2025	120.00	33,691.00	1.87	404,292.00	22.42	14,788.09
c610	1800	FEDERAL INSURANCE COMPANY - US074P01	Commercial	7,256.00	1/1/2016	7/31/2023	81.00	15,721.33	2.17	188,655.96	26.00	0.00
c610	1825	WALTER P. MOORE AND ASSOCIATES, INC	Commercial	11,071.00	7/1/2018	8/31/2025	86.00	22,142.00	2.00	265,704.00	24.00	0.00
c610	1900	SCHARNHORST AST KENNARD GRIFFIN, P.C.	Commercial	5,187.00	2/1/2017	7/31/2023	78.00	10,806.25	2.08	129,675.00	25.00	10,963.52
c610	1925	SCHARNHORST AST KENNARD GRIFFIN, P.C.	Commercial	3,378.00	2/1/2020	7/31/2023	42.00	7,037.00	2.08	84,444.00	25.00	0.00
c610	1950	SCHARNHORST AST KENNARD GRIFFIN, P.C.	Commercial	6,452.00	2/1/2017	1/31/2025	96.00	13,000.78	2.02	156,009.36	24.18	0.00
c610	2000	COPAKEN BROOKS, LLC	Commercial	10,133.00	11/1/2018	6/30/2024	68.00	15,141.89	1.49	181,702.68	17.93	0.00
c610	2050	MERCURY WIRELESS	Commercial	4,481.00	6/1/2020	5/31/2025	60.00	9,148.71	2.04	109,784.52	24.50	2,394.58
c610	2100	FEDERAL DEPOSIT INSURANCE CORPORATION	Commercial	23,338.00	11/1/2012	3/31/2026	161.00	42,944.58	1.84	515,334.96	22.08	0.00
c610	2200	FEDERAL DEPOSIT INSURANCE CORPORATION	Commercial	23,369.00	6/1/2016	7/31/2023	86.00	42,843.17	1.83	514,118.04	22.00	0.00
c610	2300	FEDERAL DEPOSIT INSURANCE CORPORATION	Commercial	23,377.00	6/1/2016	7/31/2023	86.00	42,857.83	1.83	514,293.96	22.00	0.00
c610	2700	BANK MIDWEST, NA	Commercial	23,377.00	6/1/2011	7/31/2023	146.00	37,500.60	1.60	450,007.20	19.25	0.00
c610	2800	BANK MIDWEST, NA	Commercial	23,377.00	6/1/2011	3/31/2033	262.00	37,500.60	1.60	450,007.20	19.25	0.00
c610	2925	PROSEVR BUSINESS SYSTEMS, INC	Commercial	4,437.00	11/1/2013	1/31/2024	123.00	8,134.50	1.83	97,614.00	22.00	7,602.06
c610	2935	HARTSOOK COMPANIES, INC	Commercial	1,420.00	11/1/2017	10/31/2027	120.00	2,863.67	2.02	34,364.04	24.20	0.00
c610	2940	DAVID M. LURIE	Commercial	982.00	7/1/2016	7/31/2028	145.00	1,984.45	2.02	23,813.40	24.25	1,984.46
c610	2950	HEAVY CONSTRUCTORS ASSOCIATION OF THE GREATER KANSAS CITY AREA	Commercial	3,476.00	6/1/2014	5/31/2027	156.00	6,288.66	1.81	75,463.92	21.71	6,288.66
c610	2970	ALVAREZ & MARSHAL HOLDINGS, LLC	Commercial	2,027.00	7/1/2018	6/30/2026	96.00	3,969.54	1.96	47,634.48	23.50	0.00
c610	2980	MUTUAL OF OMAHA INSURANCE COMPANY	Commercial	2,321.00	4/1/2018	5/31/2027	110.00	4,496.94	1.94	53,968.28	23.25	0.00
c610	3000	WALNUT RISK MANAGEMENT, LLC	Commercial	3,390.00	6/1/2018	5/31/2024	72.00	7,119.00	2.10	85,428.00	25.20	1,984.08
c610	3050	R-T SPECIALTY, LLC	Commercial	3,364.00	1/1/2020	7/31/2023	43.00	7,008.33	2.08	84,099.96	25.00	0.00
c610	3100	R-T SPECIALTY, LLC	Commercial	23,377.00	6/1/2012	7/31/2023	134.00	45,682.55	1.95	548,190.72	23.45	0.00
c610	3200	R-T SPECIALTY, LLC	Commercial	23,377.00	6/1/2012	3/31/2026	166.00	45,682.55	1.95	548,190.72	23.45	0.00
c610	3300	DELOITTE & TOUCHE USA, LLP	Commercial	14,012.00	1/16/2006	6/30/2026	246.00	26,856.33	1.92	322,275.96	23.00	0.00
c610	3350	CORRIDOR INFRASTRUCTURE MANAGEMENT, INC	Commercial	8,614.00	6/1/2015	11/30/2023	102.00	17,048.54	1.98	204,582.48	23.75	13,970.94
c610	ANTENNA1	CENTURYLINK COMMUNICATIONS, LLC	Commercial	0.00	9/27/2021	9/30/2026	61.00	0.00	0.00	0.00	0.00	0.00
c610	CONFRTMP	CONFERENCE ROOM - TP	Commercial	0.00	5/1/2019		0.00	0.00	0.00	0.00	0.00	0.00
c610	TPGARAGE	ARVEST BANK	Commercial	6,862.00	10/13/2013		361.00	6,433.13	0.94	77,197.56	11.25	0.00
c610	VENUEJ	VENUE-JP	Commercial	0.00	5/1/2019		0.00	0.00	0.00	0.00	0.00	0.00
c610	X-FACTOR	XFACTOR	Commercial	-31,940.00	3/1/2019		0.00	0.00	0.00	0.00	0.00	0.00
c610	0120	VACANT		5,358.00			0.00	0.00	0.00	0.00	0.00	0.00
c610	0125	VACANT		426.00			0.00	0.00	0.00	0.00	0.00	0.00
c610	0505	VACANT		1,416.00			0.00	0.00	0.00	0.00	0.00	0.00
c610	0510	VACANT		1,402.00			0.00	0.00	0.00	0.00	0.00	0.00
c610	0520	VACANT		9,168.00			0.00	0.00	0.00	0.00	0.00	0.00
c610	0650	VACANT		12,145.00			0.00	0.00	0.00	0.00	0.00	0.00
c610	1200	VACANT		2,916.00			0.00	0.00	0.00	0.00	0.00	0.00
c610	1225	VACANT		1,351.00			0.00	0.00	0.00	0.00	0.00	0.00
c610	1775	VACANT		3,998.00			0.00	0.00	0.00	0.00	0.00	0.00
c610	1850	VACANT		2,606.00			0.00	0.00	0.00	0.00	0.00	0.00
c610	2025	VACANT		3,651.00			0.00	0.00	0.00	0.00	0.00	0.00
c610</												

Rent Roll

All Selected Properties From Date: 06/30/2023 By Property

Property	Unit(s)	Lease	Lease Type	Area	Lease From	Lease To	Term	Monthly	Monthly	Annual	Annual	Security
								Rent	Rent	Rent	Rent	Deposit
								Per Area		Per Area		
Vacant	5.00			31,204.00	100.00	0.00	0.00					
Total	5.00			31,204.00		0.00	0.00					
c612 - TP-HARZFELDS,KANSAS CITY												
Current Leases												
c612	0306	KRISTOPHER J BRUSO, DDS, PC	Commercial	3,334.00	4/1/2012	3/31/2029	204.00	6,223.47	1.87	74,681.64	22.40	0.00
c612	0500	CENTER FOR PRACTICAL BIOETHICS, INC	Commercial	3,272.00	2/1/2017	1/31/2024	84.00	4,744.40	1.45	56,932.80	17.40	0.00
c612	0625	TNG, LLC	Commercial	991.00	2/1/2017	1/31/2025	96.00	1,403.92	1.42	16,847.04	17.00	1,094.23
c612	0650	TNG, LLC	Commercial	1,138.00	2/1/2023	1/31/2025	24.00	200.00	0.18	2,400.00	2.11	0.00
c612	0700	HALL & EVANS, LLC	Commercial	3,174.00	7/13/2020	5/31/2026	71.00	4,893.25	1.54	58,719.00	18.50	0.00
c612	0750	RICHARD T BRYANT & ASSOC	Commercial	1,630.00	3/1/2016	11/30/2027	141.00	2,466.73	1.51	29,600.76	18.16	2,114.93
c612	0900	DONALD CROWE, PAUL D. BLACKMON, ADAM G. NORTH	Commercial	4,814.00	5/1/2019	7/31/2026	87.00	7,120.71	1.48	85,448.52	17.75	7,421.58
c612	1000	NATIONAL ASSOCIATION OF BASKETBALL COACHES	Commercial	4,696.00	8/1/2015	7/31/2024	108.00	9,392.00	2.00	112,704.00	24.00	6,261.33
c612		STORAGE LUNCH MONY DBA JASON'S DELI	Commercial	0.00	10/1/2022			0.00	0.00	0.00	0.00	0.00
c612	0400	VACANT		3,775.00				0.00	0.00	0.00	0.00	0.00
c612	0550	VACANT		1,365.00				0.00	0.00	0.00	0.00	0.00
c612	0600	VACANT		1,642.00				0.00	0.00	0.00	0.00	0.00
c612	0800	VACANT		4,689.00				0.00	0.00	0.00	0.00	0.00
Total Current				34,520.00				36,444.48	1.06	437,333.76	12.67	16,892.07
	Total Units			Total Area	Percentage	Monthly Rent	Annual Rent					
Occupied	9.00			23,049.00	66.77	36,444.48	437,333.76					
Vacant	4.00			11,471.00	33.23	0.00	0.00					
Total	13.00			34,520.00		36,444.48	437,333.76					
c614 - TP-TOWN PAVILION GARAGE,KANSAS CITY												
Current Leases												
c614	STPARK	STINSON TP PARKING-DO NOT USE!!!!	Commercial	0.00	12/1/2019		0.00	0.00	0.00	0.00	0.00	0.00
Total Current				0.00				0.00	0.00	0.00	0.00	0.00
	Total Units			Total Area	Percentage	Monthly Rent	Annual Rent					
Occupied	1.00			0.00	0.00	0.00	0.00					
Vacant	0.00			0.00	0.00	0.00	0.00					
Total	1.00			0.00		0.00	0.00					
Grand Total				843,546.00				1,167,935.14	1.38	14,015,221.68	16.61	113,572.02

Payables Aging Report

6/10 6/11 6/12 6/13 6/14

Period: 06/2023

As of : 06/30/2023

Payee Code	Remittance Vendor	Payee Name	Invoice Notes	Control	Batch Id	Property	Invoice Date	Account	Invoice #	Current	0-30	31-60	61-90	Over	Future	Notes
										Owed	Owed	Owed	Owed	90	Invoice	
										Owed	Owed	Owed	Owed	Owed		
abele		AB ELECTRICAL INC														0.00
			PHTS REPLC FOR SIG	P-298112	24260	c610	5/15/2023	6901-0000 PARKING EXPENSES	2023-5810	1,527.67	0.00	1,527.67	0.00	0.00	0.00	0.00 LIGHTS REPLC FOR SIGNS
			LIGHTS UPGRADE FC	P-298113	24260	c610	5/15/2023	6901-0000 PARKING EXPENSES	2023-5809	1,143.67	0.00	1,143.67	0.00	0.00	0.00	0.00 HSG LED LIGHTS UPGRADE FOR SIGNS
Total abele										2,671.34	0.00	2,671.34	0.00	0.00	0.00	0.00
alluni		ALLIED UNIVERSAL SECURITY SERVICES LLC														0.00
			/02-06/08 SVC12050	P-299138	24422	c610	6/8/2023	6109-0000 Dock Expenses	14368642	823.06	0.00	0.00	0.00	0.00	0.00	0.00 06/02-06/08 SVC1205081
			/02-06/08 SVC12050	P-299138	24422	c610	6/8/2023	6219-0000 Security Expense	14368642	12,510.38	12,510.38	0.00	0.00	0.00	0.00	0.00 06/02-06/08 SVC1205081
			/02-06/08 SVC12050	P-299138	24422	c610	6/8/2023	6901-0000 PARKING EXPENSES	14368642	3,127.59	3,127.59	0.00	0.00	0.00	0.00	0.00 06/02-06/08 SVC1205081
			/09-06/15 SVC12050	P-299259	24431	c610	6/15/2023	6109-0000 Dock Expenses	14389613	850.95	850.95	0.00	0.00	0.00	0.00	0.00 06/09-06/15 SVC1205081
			/09-06/15 SVC12050	P-299259	24431	c610	6/15/2023	6219-0000 Security Expense	14389613	12,934.47	12,934.47	0.00	0.00	0.00	0.00	0.00 06/09-06/15 SVC1205081
			/09-06/15 SVC12050	P-299259	24431	c610	6/15/2023	6901-0000 PARKING EXPENSES	14389613	3,233.62	3,233.62	0.00	0.00	0.00	0.00	0.00 06/09-06/15 SVC1205081
Total alluni										33,480.07	33,480.07	0.00	0.00	0.00	0.00	0.00
amefrspr		AMERICAN FIRE SPRINKLER CORP														0.00
			NUAJ INSPECTION#61	P-299245	24430	c612	6/16/2023	6119-0000 Fire/Safety System R	53191	7,229.92	7,229.92	0.00	0.00	0.00	0.00	0.00 ANNUAL INSPECTION#6100
Total amefrspr										7,229.92	7,229.92	0.00	0.00	0.00	0.00	0.00
banone		CARDMEMBER SERVICE														0.00
			ADGE HOLDERS#3273	P-299048	24390	c610	6/20/2023	6129-0000 Security Equipment	11737564-2284;	52.42	52.42	0.00	0.00	0.00	0.00	0.00 BADGE HOLDERS#3273
			CELL PHONES#3273	P-298830	24270	c610	6/13/2023	6310-0000 Management Office I	TM08061323	295.84	295.84	0.00	0.00	0.00	0.00	0.00 CELL PHONES#3273
			FC CLOCK/TOWELS#3273	P-299209	24425	c610	6/22/2023	7019-0000 Fitness Center Exper	1-1940011-62906	314.73	314.73	0.00	0.00	0.00	0.00	0.00 FC CLOCK/TOWELS#3273
			FC SUPPLIES#3273	P-299049	24390	c610	6/22/2023	7019-0000 Fitness Center Exper	48272990-7789	47.24	47.24	0.00	0.00	0.00	0.00	0.00 FC SUPPLIES#3273
			FC TV#3273	P-299208	24425	c610	6/22/2023	7019-0000 Fitness Center Exper	1-411171-90024	268.68	268.68	0.00	0.00	0.00	0.00	0.00 FC TV#3273
			FC BY CH# 300921DU#	P-298321	24270	c610	6/12/2023	6310-0000 Management Office I	JT0611223	96.18	96.18	0.00	0.00	0.00	0.00	0.00 FC LUNCH#3273
Total banone										1,075.09	1,075.09	0.00	0.00	0.00	0.00	0.00
berete		BERNIE ELECTRIC INC														0.00
			BULBS#294	P-299193	24424	c610	6/21/2023	6105-0000 Bulbs/Ballasts Repla	5100099714.001	1,184.25	1,184.25	0.00	0.00	0.00	0.00	0.00 BULBS#294
Total berete										1,184.25	1,184.25	0.00	0.00	0.00	0.00	0.00
bgson		BGS CONSTRUCTION														0.00
			COMMON AREA IMP	P-298558	24338	c610	6/16/2023	1004-0000 Building Improve	5209-2406	38,300.00	38,300.00	0.00	0.00	0.00	0.00	0.00 34TH FLOOR COMMON AREA IMPROVEMENTS
Total bgson										38,300.00	38,300.00	0.00	0.00	0.00	0.00	0.00
chajon		CHARLES D JONES & COMPANY INC														0.00
			EPA MANUAL#91063	P-299225	24426	c610	6/13/2023	6120-0000 General Building Sup	10092447-01	16.07	16.07	0.00	0.00	0.00	0.00	0.00 EPA MANUAL#91063
			GLOVE#MOTOR#9106	P-299146	24423	c610	6/13/2023	6129-0000 Security Equipment	10092449-00	273.83	273.83	0.00	0.00	0.00	0.00	0.00 GLOVE#MOTOR#91063
Total chajon										289.90	289.90	0.00	0.00	0.00	0.00	0.00
cincork		CINTAS														0.00
			MATS#12315667	P-297596	24168	c610	6/1/2023	6901-0000 PARKING EXPENSES	4157334444	245.00	245.00	0.00	0.00	0.00	0.00	0.00 MATS#12315667
			MATS#12315667	P-297597	24168	c610	6/1/2023	6901-0000 PARKING EXPENSES	4157334943	51.00	51.00	0.00	0.00	0.00	0.00	0.00 MATS#12315667
			MATS#12315667	P-297598	24168	c610	6/1/2023	6201-0000 Janitorial Contract	4157334466	50.00	50.00	0.00	0.00	0.00	0.00	0.00 MATS#12315667
			MATS#12315667	P-298241	24266	c610	6/8/2023	6901-0000 PARKING EXPENSES	4158027491	51.00	51.00	0.00	0.00	0.00	0.00	0.00 MATS#12315667
			MATS#12315667	P-298242	24266	c610	6/8/2023	6202-0000 Janitorial Supplies	4158027584	50.00	50.00	0.00	0.00	0.00	0.00	0.00 MATS#12315667
			MATS#12315667	P-299153	24423	c610	6/14/2023	6901-0000 PARKING EXPENSES	4158552415	51.00	51.00	0.00	0.00	0.00	0.00	0.00 MATS#12315667
			MATS#12315667	P-299154	24423	c610	6/14/2023	6202-0000 Janitorial Supplies	4158552419	50.00	50.00	0.00	0.00	0.00	0.00	0.00 MATS#12315667
			MATS#12315667	P-299159	24423	c610	6/14/2023	6901-0000 PARKING EXPENSES	4158552251	245.00	245.00	0.00	0.00	0.00	0.00	0.00 MATS#12315667
			MATS#12315667	P-299194	24424	c610	6/22/2023	6202-0000 Janitorial Supplies	4159466793	50.00	50.00	0.00	0.00	0.00	0.00	0.00 MATS#12315667
			MATS#12315667	P-299195	24425	c610	6/22/2023	6901-0000 PARKING EXPENSES	4159466813	51.00	51.00	0.00	0.00	0.00	0.00	0.00 MATS#12315667
			MATS#12315667	P-299198	24425	c610	6/22/2023	6901-0000 PARKING EXPENSES	4159466785	245.00	245.00	0.00	0.00	0.00	0.00	0.00 MATS#12315667
			SCRAPER#12315667	P-298243	24266	c610	6/8/2023	6901-0000 PARKING EXPENSES	4158027555	245.00	245.00	0.00	0.00	0.00	0.00	0.00 SCRAPER#12315667
Total cincork										1,384.00	1,384.00	0.00	0.00	0.00	0.00	0.00
comnas		CONCRETE & MASONRY RESTORATION INC														0.00
			INSON JOINT RPR#12	P-299152	24423	c610	6/9/2023	6901-0000 PARKING EXPENSES	9609	957.00	957.00	0.00	0.00	0.00	0.00	0.00 Expansion Joint Repair
Total comnas										957.00	957.00	0.00	0.00	0.00	0.00	0.00
exemar		EXECUTIVE MARKETING PROMOTIONS, INC														0.00
			TER SHIRTS EMBRO#	P-299140	24422	c610	6/12/2023	6115-0000 Painting/Decorating	85371	117.56	117.56	0.00	0.00	0.00	0.00	0.00 PAINTER SHIRTS EMBROIDERY
			TOWEL EMBROIDERY	P-299139	24422	c610	6/12/2023	7019-0000 Fitness Center Exper	85306	587.79	587.79	0.00	0.00	0.00	0.00	0.00 TOWEL EMBROIDERY
Total exemar										705.35	705.35	0.00	0.00	0.00	0.00	0.00
grakc		GRAINGER														0.00
			FLR INSTALL PRV#1C	P-299253	24430	c610	6/7/2023	6106-0000 Plumbing Repairs	83677	4,345.00	4,345.00	0.00	0.00	0.00	0.00	0.00 10TH FLR INSTALL PRV#100500
			100500reversed by ct	P-299254	24430	c610	6/19/2023	6110-0000 HVAC-Miscellaneous	84093	13,500.00	13,500.00	0.00	0.00	0.00	0.00	0.00 21ST FLR RPLC FRB IN FDIC#100500
			HOLE SAW#882604994	P-299244	24430	c610	6/6/2023	6118-0000 Tools	9730819605	293.98	293.98	0.00	0.00	0.00	0.00	0.00 HOLE SAW#882604994
			00500reversed by ct	P-299257	24430	c610	6/19/2023	6110-0000 HVAC-Miscellaneous	84095	5,750.00	5,750.00	0.00	0.00	0.00	0.00	0.00 RPLC EXT PUMP BEARINGS#100500
			TOOLS#882604994	P-299252	24430	c610	6/9/2023	6118-0000 Tools	9733986880	69.58	69.58	0.00	0.00	0.00	0.00	0.00 TOOLS#882604994
Total grakc										23,958.56	23,958.56	0.00	0.00	0.00	0.00	0.00
grasia		GRAND SLAM CONVENIENCE & LIQUOR														0.00
			04/23 GAS	P-299157	24423	c610	5/3/2023	6310-0000 Management Office I	65041223	90.02	0.00	90.02	0.00	0.00	0.00	0.00 04/23 GAS
Total grasia										90.02	0.00	90.02	0.00	0.00	0.00	0.00
kenbro		KENTON BROTHERS INC														0.00
			NNER FOR MASTER#1	P-299131	24422	c610	6/12/2023	6113-0000 Locks and Keys	113011	280.00	280.00	0.00	0.00	0.00	0.00	0.00 CYLINDER PINNER FOR MASTER/CHANGE KEY

Payables Aging Report

6510:6511 6512 6513 6514

Period: 06/2023

As of: 06/30/2023

Payee Code	Remittance Vendor	Payee Name	Invoice Notes	Control	Batch Id	Property	Invoice Date	Account	Invoice #	Current	0-30	31-60	61-90	Over	Future	Notes	
										Owed	Owed	Owed	Owed	90	Invoice		
omedoo																	
	OMEGA DOOR & HARDWARE																
			B LEVEL DOOR RPLC	P-299219	2426	c610	5/31/2023	6134-0000 Windows/Doors/Wal	47734	12,345.17	0.00	12,345.17	0.00	0.00	0.00	0.00	B LEVEL DOOR RPLC
Total omedoo										12,345.17	0.00	12,345.17	0.00	0.00	0.00	0.00	
popgic																	
	POGO LLC																
			I MOBILE APP SVCJTC	P-299150	24423	c610	7/1/2023	6310-0000 Management Office I	98727	0.00	0.00	0.00	0.00	0.00	0.00	1,950.00	07/23 MOBILE APP SVCJTC TOW15
Total popgic										0.00	0.00	0.00	0.00	0.00	0.00	1,950.00	
reewie																	
	REEVES WIEDEMAN COMPANY																
			NLWAY DRAIN 1060	P-296769	24055	c610	5/9/2023	6107-0000 HVAC Repairs/Parts	6182868	198.16	0.00	198.16	0.00	0.00	0.00	0.00	WALKWAY DRAIN 106056
Total reewie										198.16	0.00	198.16	0.00	0.00	0.00	0.00	
shewilkc																	
	THE SHERWIN WILLIAMS CO																
			PAINT 6768-1076-5	P-299236	24266	c610	6/7/2023	6115-0000 Painting/Decorating	12806163190623	68.45	68.45	0.00	0.00	0.00	0.00	0.00	PAINT 6768-1076-5
			PAINT 6768-1076-5	P-299148	24423	c610	6/13/2023	6115-0000 Painting/Decorating	15650163190623	132.02	132.02	0.00	0.00	0.00	0.00	0.00	PAINT 6768-1076-5
			PAINT 6768-1076-5	P-299197	24425	c610	6/22/2023	6115-0000 Painting/Decorating	10098163190623	148.65	148.65	0.00	0.00	0.00	0.00	0.00	PAINT 6768-1076-5
			PAINT 6768-1076-5	P-299249	24430	c610	6/16/2023	6115-0000 Painting/Decorating	11297163570623	398.29	398.29	0.00	0.00	0.00	0.00	0.00	PAINT 6768-1076-5
			SUPPLIES 6768-1076-	P-299248	24430	c610	6/16/2023	6115-0000 Painting/Decorating	11305163570623	17.53	17.53	0.00	0.00	0.00	0.00	0.00	SUPPLIES 6768-1076-5
Total shewilkc										764.94	764.94	0.00	0.00	0.00	0.00	0.00	
sleind																	
	SIEMENS INDUSTRY INC																
			CURE ISSUES 301299	P-299322	24438	c610	5/31/2023	6129-0000 Security Equipment	5330872058	724.00	0.00	724.00	0.00	0.00	0.00	0.00	C-CURE ISSUES 30129948
Total sleind										724.00	0.00	724.00	0.00	0.00	0.00	0.00	
strtru																	
	STRASSER TRUE VALUE																
			SUPPLIES 37926	P-299240	24430	c610	6/16/2023	6115-0000 Painting/Decorating	433071	40.40	40.40	0.00	0.00	0.00	0.00	0.00	SUPPLIES 37926
Total strtru										40.40	40.40	0.00	0.00	0.00	0.00	0.00	
valdis																	
	VALUE DISTRIBUTORS																
			N SUPPLIES V-CB-11	P-299141	24422	c610	6/12/2023	6202-0000 Janitorial Supplies	242138	853.10	853.10	0.00	0.00	0.00	0.00	0.00	JAN SUPPLIES V-CB-1100
			N SUPPLIES V-CB-11	P-299168	24423	c610	6/15/2023	6202-0000 Janitorial Supplies	242291	2,538.80	2,538.80	0.00	0.00	0.00	0.00	0.00	JAN SUPPLIES V-CB-1100
			N SUPPLIES V-CB-11	P-299174	24424	c610	6/19/2023	6202-0000 Janitorial Supplies	242385	671.57	671.57	0.00	0.00	0.00	0.00	0.00	JAN SUPPLIES V-CB-1100
Total valdis										4,063.47	4,063.47	0.00	0.00	0.00	0.00	0.00	
velser																	
	VELOCITI SERVICES																
			5/27-06/09 SVC 104	P-299170	24424	c610	6/20/2023	6201-0000 Janitorial Contract	23518	715.66	715.66	0.00	0.00	0.00	0.00	0.00	05/27-06/09 SVC 1049
			5/27-06/09 SVC 104	P-299171	24424	c610	6/20/2023	6201-0000 Janitorial Contract	23520	1,493.46	1,493.46	0.00	0.00	0.00	0.00	0.00	05/27-06/09 SVC 1049
			5/27-06/09 SVC 104	P-299171	24424	c610	6/20/2023	6901-0000 PARKING EXPENSES	23520	804.17	804.17	0.00	0.00	0.00	0.00	0.00	05/27-06/09 SVC 1049
			5/27-06/09 SVC 104	P-299172	24424	c610	6/20/2023	6201-0000 Janitorial Contract	23519	628.50	628.50	0.00	0.00	0.00	0.00	0.00	05/27-06/09 SVC 1049
			5/27-06/09 SVC 104	P-299172	24424	c611	6/20/2023	6201-0000 Janitorial Contract	23519	209.50	209.50	0.00	0.00	0.00	0.00	0.00	05/27-06/09 SVC 1049
			5/27-06/09 SVC 104	P-299262	24431	c610	6/20/2023	6203-0000 Janitorial Day Porter	23521	2,219.12	2,219.12	0.00	0.00	0.00	0.00	0.00	05/27-06/09 SVC 1049
			06/23 SVC 1049	P-299133	24422	c612	6/15/2023	6201-0000 Janitorial Contract	23128	1,945.88	1,945.88	0.00	0.00	0.00	0.00	0.00	06/23 SVC 1049
			06/23 SVC 1049	P-299134	24422	c610	6/15/2023	6201-0000 Janitorial Contract	23127	50,913.58	50,913.58	0.00	0.00	0.00	0.00	0.00	06/23 SVC 1049
Total velser										58,928.87	58,928.87	0.00	0.00	0.00	0.00	0.00	
yesene																	
	YES ENERGY MANAGEMENT																
			05/23 SVC ROBINS.1	P-299223	24426	c611	6/13/2023	6123-0000 Misc. Maintenance/R	865434	17.00	17.00	0.00	0.00	0.00	0.00	0.00	05/23 SVC ROBINS.1
			05/23 SVC ROBINS.1	P-299234	24426	c610	6/13/2023	6123-0000 Misc. Maintenance/R	865433	131.00	131.00	0.00	0.00	0.00	0.00	0.00	05/23 SVC ROBINS.1
Total yesene										148.00	148.00	0.00	0.00	0.00	0.00	0.00	
Grand Total										214,356.90	197,030.41	17,291.49	0.00	35.00	1,950.00		

TOWN PAVILION HOLDINGS LLC

7/27/2023

Bank Reconciliation Report**6/30/2023****3001013****Posted by: td on 7/6/2023****Balance Per Bank Statement as of 6/30/2023****3,519,436.19****Outstanding Checks**

Check Date	Check Number	Payee	Amount
7/31/2019	569	joncro - JONI CROSS	48.54
9/4/2019	678	mardel - MARTINIZING DELIVERS	241.50
11/5/2019	899	joncro - JONI CROSS	28.69
12/31/2019	1125	nfpa - NFPA	98.73
12/31/2019	1143	nfpa - NFPA	40.00
1/21/2020	1163	ferent - FERGUSON ENTERPRISES INC	128.35
1/21/2020	1203	canteen - CANTEEN REFRESHMENT SERVICES	27.09
4/15/2020	1508	donut - DONUTOLOGY	124.26
7/29/2020	1823	tabtic - TABLET & TICKET	58.43
4/20/2021	2643	indulge - INDULGE I, LLC	153.78
1/11/2022	3277	midamcon - MID AMERICA CONTRACTORS - KANSAS CITY	1,083.96
2/22/2022	3410	sksec - S K SECURITY	3,060.00
4/5/2022	3495	j4vend - J-4 VENDING SALES	55.30
7/12/2022	3747	artloo - THE ART IN THE LOOP FOUNDATION	3,000.00
10/11/2022	3967	joncro - JONI CROSS	67.64
6/23/2023	4593	elehea - ELEVATION HEALTH	8,400.00
6/23/2023	4594	airess - AIR ESSENTIALS INC	135.00
6/23/2023	4595	alluni - ALLIED UNIVERSAL SECURITY SERVICES LLC	19,029.41
6/23/2023	4596	amefirspr - AMERICAN FIRE SPRINKLER CORP	5,572.31
6/23/2023	4597	angsys - CHG'D TO MRI SOFTWARE	1,158.54
6/23/2023	4599	berELE - BERNIE ELECTRIC INC	1,811.60
6/23/2023	4600	bgscon - BGS CONSTRUCTION	2,071.49
6/23/2023	4601	cincorkc - CINTAS	346.00
6/23/2023	4602	evergy - EVERGY	180,149.30
6/23/2023	4603	grakc - GRAINGER	528.93
6/23/2023	4604	kcwater - KC WATER	21,928.84
6/23/2023	4605	mmcon - MMC CONTRACTORS NATIONAL INC	342.50
6/23/2023	4606	shewilkc - THE SHERWIN WILLIAMS CO	595.13
6/23/2023	4607	soupro - SOUND PRODUCTS, INC	45.00
6/23/2023	4608	valdis - VALUE DISTRIBUTORS	1,915.40
6/27/2023	4609	wasmakc - WASTE MANAGEMENT	701.85
6/27/2023	4610	wasmakc - WASTE MANAGEMENT	1,542.31
6/27/2023	4612	wasmakc - WASTE MANAGEMENT	538.82
6/27/2023	4613	chacom - CHARTER COMMUNICATIONS	200.14
6/28/2023	4614	axiser - AXIOM SERVICE PROFESSIONALS LLC	8,450.00
6/28/2023	4615	berELE - BERNIE ELECTRIC INC	816.62
6/28/2023	4616	biltro - BILL'S TROPICAL GREENHOUSE	3,825.03
6/28/2023	4617	cincorkc - CINTAS	692.00
6/28/2023	4618	kcddes - MICHELLE S LOCKMAN	1,263.04
6/28/2023	4619	kcwater - KC WATER	6.05
6/28/2023	4620	macwat - MAC WATER TECHNOLOGIES INC	1,179.69
6/28/2023	4621	mmcon - MMC CONTRACTORS NATIONAL INC	26,017.47
6/28/2023	4622	reaads - REALTYADS LLC	1,000.00
6/28/2023	4623	siglan - SIGNATURE LANDSCAPE LLC	1,696.38
6/28/2023	4624	strtru - STRASSER TRUE VALUE	462.65
6/28/2023	4625	teacon - TEAM CONSTRUCTION LLC	433,541.00
6/28/2023	4626	tkelekc - TK ELEVATOR CORPORATION	30,179.30

TOWN PAVILION HOLDINGS LLC

7/27/2023

Bank Reconciliation Report

6/30/2023

3001013

Posted by: td on 7/6/2023

Outstanding Checks

Check Date	Check Number	Payee	Amount
6/28/2023	4627	traneus - TRANE US INC	877.92
6/28/2023	4628	valdis - VALUE DISTRIBUTORS	1,905.36
Less:	Outstanding Checks		767,141.35
	Reconciled Bank Balance		<u>2,752,294.84</u>

Balance per GL as of 6/30/2023	2,752,294.84
Reconciled Balance Per G/L	<u>2,752,294.84</u>

Difference	(Reconciled Bank Balance And Reconciled Balance Per G/L)	<u>0.00</u>
-------------------	--	--------------------

Cleared Items:

Cleared Checks

Date	Tran #	Notes	Amount	Date Cleared
5/9/2023	4508	rampat - RAMIRO PATON	10.00	6/30/2023
5/23/2023	4533	copbro - COPAKEN BROOKS LLC	3,608.85	6/30/2023
5/23/2023	4535	jedunnkc - J.E. DUNN CONSTRUCTION CO.	147,538.00	6/30/2023
5/23/2023	4536	kcwater - KC WATER	5.13	6/30/2023
5/23/2023	4539	macwat - MAC WATER TECHNOLOGIES INC	115.00	6/30/2023
5/23/2023	4540	odobug - ODOM'S BUG-B-GONE INC	35.00	6/30/2023
5/23/2023	4541	reaads - REALYADS LLC	1,000.00	6/30/2023
5/23/2023	4542	shewilkc - THE SHERWIN WILLIAMS CO	243.91	6/30/2023
5/23/2023	4545	teacon - TEAM CONSTRUCTION LLC	435,102.00	6/30/2023
5/23/2023	4546	tkelekc - TK ELEVATOR CORPORATION	206.36	6/30/2023
5/23/2023	4548	wasmakc - WASTE MANAGEMENT	2,819.36	6/30/2023
5/23/2023	4549	winope - WINBURY OPERATING, LLC	1,781.40	6/30/2023
5/31/2023	151	cummins - CUMMINS SALES & SERVICE	3,284.37	6/30/2023
5/31/2023	152	kone - KONE BROOKLYN	287.13	6/30/2023
5/31/2023	153	laumat - LAUNDRY MATTERS	70.00	6/30/2023
5/31/2023	154	prowin - PRO WINDOW CLEANING SERVICES LLC	17,200.00	6/30/2023
5/31/2023	155	velser - VELOCITI SERVICES	4,921.24	6/30/2023
5/31/2023	4550	elehea - ELEVATION HEALTH	2,212.50	6/30/2023
5/31/2023	4551	alluni - ALLIED UNIVERSAL SECURITY SERVICES LLC	33,087.65	6/30/2023
5/31/2023	4552	amefirspr - AMERICAN FIRE SPRINKLER CORP	4,087.79	6/30/2023
5/31/2023	4553	berele - BERNIE ELECTRIC INC	633.80	6/30/2023
5/31/2023	4554	cincorkc - CINTAS	692.00	6/30/2023
5/31/2023	4555	conmas - CONCRETE & MASONRY RESTORATION INC	5,592.82	6/30/2023
5/31/2023	4556	grakc - GRAINGER	183.16	6/30/2023
5/31/2023	4557	hubint - HUB INTERNATIONAL	251,658.80	6/30/2023
5/31/2023	4558	lexplu - LEXINGTON PLUMBING & HEATING CO. INC	197.50	6/30/2023
5/31/2023	4559	mmcccon - MMC CONTRACTORS NATIONAL INC	13,580.00	6/30/2023
5/31/2023	4560	odobug - ODOM'S BUG-B-GONE INC	263.75	6/30/2023
5/31/2023	4561	sieind - SIEMENS INDUSTRY INC	4,222.00	6/30/2023
5/31/2023	4562	spplustwp - SP PLUS CORPORATION	3,150.00	6/30/2023
5/31/2023	4563	strtru - STRASSER TRUE VALUE	239.08	6/30/2023

TOWN PAVILION HOLDINGS LLC

7/27/2023

Bank Reconciliation Report

6/30/2023

3001013

Posted by: td on 7/6/2023

Cleared Checks

Date	Tran #	Notes	Amount	Date Cleared
5/31/2023	4564	traneus - TRANE US INC	877.92	6/30/2023
5/31/2023	4565	valdis - VALUE DISTRIBUTORS	1,502.92	6/30/2023
5/31/2023	4566	whobat - WHOLESALE BATTERIES INC	47.80	6/30/2023
6/1/2023	156	copbro - COPAKEN BROOKS LLC	28,146.25	6/30/2023
6/1/2023	157	newpoi - NEWPOINT REAL ESTATE CAPITAL	835,787.44	6/30/2023
6/5/2023	158	copbro - COPAKEN BROOKS LLC	16,841.81	6/30/2023
6/6/2023	156	prowin - PRO WINDOW CLEANING SERVICES LLC	6,644.00	6/30/2023
6/6/2023	158	yesene - YES ENERGY MANAGEMENT	131.00	6/30/2023
6/6/2023	4567	berele - BERNIE ELECTRIC INC	868.87	6/30/2023
6/6/2023	4568	cinfir - CINTAS FIRST AID AND SAFETY	50.96	6/30/2023
6/6/2023	4569	mmccon - MMC CONTRACTORS NATIONAL INC	167.00	6/30/2023
6/6/2023	4570	valdis - VALUE DISTRIBUTORS	2,416.10	6/30/2023
6/6/2023	4571	velser - VELOCITI SERVICES	57,296.59	6/30/2023
6/7/2023	4572	concom - CONVERGED COMMUNICATIONS LLC	4,045.76	6/30/2023
6/8/2023	159	bheng - BH ENGINEERING	3,282.50	6/30/2023
6/8/2023	160	dlapip - DLA PIPER LLP (US)	12,750.00	6/30/2023
6/8/2023	4573	teacon - TEAM CONSTRUCTION LLC	22,337.00	6/30/2023
6/13/2023	161	higpar - HIGHLINE PARTNERS LLC	2,914.69	6/30/2023
6/13/2023	162	laumat - LAUNDRY MATTERS	70.00	6/30/2023
6/13/2023	163	robpar - ROBINSON PARK LLC	20,299.06	6/30/2023
6/13/2023	165	velser - VELOCITI SERVICES	2,181.83	6/30/2023
6/13/2023	166	yesene - YES ENERGY MANAGEMENT	45.00	6/30/2023
6/13/2023	167	copbro - COPAKEN BROOKS LLC	24,939.06	6/30/2023
6/13/2023	4574	macgla - MAC GLASS, LLC	675.00	6/30/2023
6/13/2023	4575	alluni - ALLIED UNIVERSAL SECURITY SERVICES LLC	16,603.48	6/30/2023
6/13/2023	4576	cincorkc - CINTAS	346.00	6/30/2023
6/13/2023	4577	comtecser - COMPLETE TECHNOLOGY SERVICES LLC	2,291.25	6/30/2023
6/13/2023	4578	culbro - CULLUM & BROWN OF KC, INC	637.12	6/30/2023
6/13/2023	4579	cusint - FRANCESCA CUCCIA	300.00	6/30/2023
6/13/2023	4580	kcddes - MICHELLE S LOCKMAN	468.75	6/30/2023
6/13/2023	4581	lewric - LEWIS RICE LLC	3,878.40	6/30/2023
6/13/2023	4582	mmccon - MMC CONTRACTORS NATIONAL INC	3,104.28	6/30/2023
6/13/2023	4583	odobug - ODOM'S BUG-B-GONE INC	65.00	6/30/2023
6/13/2023	4584	shewilkc - THE SHERWIN WILLIAMS CO	256.03	6/30/2023
6/13/2023	4585	sieind - SIEMENS INDUSTRY INC	25,035.00	6/30/2023
6/13/2023	4586	spire - SPIRE	326.34	6/30/2023
6/13/2023	4587	trisal - TRIANGLE SALES, INC	1,663.71	6/30/2023
6/13/2023	4588	valdis - VALUE DISTRIBUTORS	651.28	6/30/2023
6/13/2023	4589	vosli - VOSS LIGHTING	269.57	6/30/2023
6/13/2023	4590	chacom - CHARTER COMMUNICATIONS	200.14	6/30/2023
6/13/2023	4591	attkc - AT&T	706.23	6/30/2023
6/13/2023	4592	squdeainv - SQUARE DEAL INVESTMENTS	51,966.92	6/30/2023
6/16/2023	167	copbro - COPAKEN BROOKS LLC	28,540.15	6/30/2023
6/23/2023	167	kone - KONE BROOKLYN	2,052.66	6/30/2023
6/23/2023	168	laumat - LAUNDRY MATTERS	70.00	6/30/2023
6/23/2023	169	midam - MID AMERICA SPECIALTY SERVICES	515.50	6/30/2023
6/23/2023	170	mrifsof - MRI SOFTWARE LLC	2,525.60	6/30/2023
6/23/2023	171	mulstu - MULTISTUDIO INC	479.00	6/30/2023
6/23/2023	172	pogolc - POGO LLC	1,950.00	6/30/2023
6/23/2023	4598	banone - CARDMEMBER SERVICE	2,645.41	6/30/2023

TOWN PAVILION HOLDINGS LLC

7/27/2023

Bank Reconciliation Report

6/30/2023

3001013

Posted by: td on 7/6/2023

Cleared Checks

Date	Tran #	Notes	Amount	Date Cleared
6/26/2023	173	copbro - COPAKEN BROOKS LLC	1,325.00	6/30/2023
6/27/2023	4611	banone - CARDMEMBER SERVICE	948.58	6/30/2023
6/28/2023	173	velser - VELOCITI SERVICES	7,405.18	6/30/2023
6/30/2023	174	copbro - COPAKEN BROOKS LLC	27,814.05	6/30/2023
Total Cleared Checks			<u>2,167,387.79</u>	

Cleared Deposits

Date	Tran #	Notes	Amount	Date Cleared
6/1/2023	1467		77,195.81	6/30/2023
6/1/2023	1468		168,667.03	6/30/2023
6/2/2023	1469		231,602.52	6/30/2023
6/5/2023	1470		75,464.68	6/30/2023
6/6/2023	1471		6,729.07	6/30/2023
6/8/2023	1472		12,830.06	6/30/2023
6/9/2023	1473		15,138.00	6/30/2023
6/12/2023	1474		5,951.94	6/30/2023
6/16/2023	1475		199.33	6/30/2023
6/20/2023	1476		5,784.75	6/30/2023
6/23/2023	1477		62,365.29	6/30/2023
6/27/2023	1478		69,015.13	6/30/2023
6/28/2023	1479		384,403.80	6/30/2023
6/29/2023	1480		53,726.99	6/30/2023
6/29/2023	1481		375,650.90	6/30/2023
6/30/2023	1482		53,757.68	6/30/2023
Total Cleared Deposits			<u>1,598,482.98</u>	

Cleared Other Items

Date	Tran #	Notes	Amount	Date Cleared
6/1/2023	JE 28220	:Reversal of J-28219	-677.37	6/30/2023
6/6/2023	JE 28164		164,232.77	6/30/2023
6/30/2023	JE 28456	RCRD INTERCO TRANSFERS	-55,000.00	6/30/2023
6/30/2023	JE 28457	RCRD MAY 2023 PARKING	341,518.66	6/30/2023
6/30/2023	JE 28458	RCRD OWNER DIST 6/23	-33,223.12	6/30/2023
6/30/2023	JE 28459	FITNESS CENTER LEASE EQUIPMENT	-3,326.00	6/30/2023
6/30/2023	JE 28460	06/23 Bank Activity	29,995.80	6/30/2023
6/30/2023	JE 28462	RCRD INTERCOMPANY TSFR	467.70	6/30/2023
Total Cleared Other Items			<u>443,988.44</u>	

WATERMARK BANK

Member FDIC

Date 6/30/23
Enclosures

Page 1
57

Town Pavilion Holdings LLC
204 N Robinson
Suite 700
Oklahoma City OK 73102

Thank you for being a valued Watermark client!

CHECKING ACCOUNT

Commercial Checking		Number of Enclosures	57
Account Number	3001013	Statement Dates	6/01/23 thru 7/02/23
Previous Balance	250,000.00	Days in the statement period	32
52 Deposits/Credits	3,997,394.61	Average Ledger	250,000.00
98 Checks/Debits	3,997,394.61	Average Collected	250,000.00
Service Charge	.00		
Interest Paid	.00		
Ending Balance	250,000.00		

	Total For This Period	Total Year-to-Date
Overdraft item fees year to date	\$.00	\$.00
Return item fees year to date	\$.00	\$.00

DEPOSITS AND OTHER CREDITS

Date	Description	Amount
6/01	Wire Transfer Credit CREATIVE CIRCLE LLC OPERAT 26651 W. AGOURA ROAD CALABASAS 91302 US CA 20230601B6B7HU2R003398	4,081.28

WATERMARK BANK

Member FDIC

Date 6/30/23
Enclosures

Page 2
57

Commercial Checking

3001013 (Continued)

DEPOSITS AND OTHER CREDITS		
Date	Description	Amount
6/01	20230601MMQFMPTC000001 06010438FT01 Wire Transfer Credit COREENERGY INFRASTRUCTURE 1100 WALNUT ST SUITE 3350 KANSAS CITY MO 64106 20230601F2QCZ00C000127 20230601MMQFMPTC000003 06010738FT01	17,912.93
6/01	PAYMENTS DELOITTE CTX 021000025879027 ISA*00*NV *00*NV *ZZ*4135133500 *ZZ*NV *230531*1132*U*00200*	130.46
6/01	AP A&M HOLDING 59520 CCD	4,175.51
6/01	23052567 021000026501480 ACH CREDIT COPAKEN BROOKS L PPD	15,141.89
6/01	10029408 101006697334009 PAYABLES INSIGHT GLOBAL I 001235 CCD	20,062.27
6/01	INSIGHT GLOB111000025220751 CREDITS Walter P Moore A KC PPD	22,142.00
6/01	DISC DATA 111000027933745 DIR DEP CLIFLARALLTRANS1 SUPPLIER_CONNEC CCD	85,020.69
6/01	00000000000041000123295647 Deposit/Credit	93,128.78

WATERMARK BANK

Member FDIC

Date 6/30/23
Enclosures

Page 3
57

Commercial Checking 3001013 (Continued)

DEPOSITS AND OTHER CREDITS		
Date	Description	Amount
6/01	Investment Sweep From DDA Acct No. 993001013-D	776,443.75
6/02	ACH NATIONAL ASSOCIA RENT PAYMENT CCD 204012798 101006692137797	9,392.00
6/02	HUGHESHUBB HUGHES HUBBARD 208598 PPD	20,670.00
6/02	5109817 028000082979130 ST060123.A ANDREWSUNIVERSAL 015188 PPD	52,410.25
6/02	101000014874973 ACCT PAY PWC LLP CCD	62,365.29
6/02	DIRECT DEPOS043000100617343 RMR*OI*KANBJUNE2023**62365.29* 62365.29*0.00\ BankTEL NBH Bank CCD	96,156.98
6/05	101006691041479 RENT TNG LLC CCD	2,716.42
6/05	082900878427731 Deposit/Credit	75,564.68
6/06	Transfer CH x1005 to CH x1013 TMID:205cc518-918a-4 TAX ESC, RESV CONT, GSA PKG	164,232.77
6/06	Deposit/Credit	16,488.78
6/07	Investment Sweep From DDA Acct No. 993001013-D	284,469.58
6/08	Deposit/Credit	12,830.06

WATERMARK BANK

Member FDIC

Date 6/30/23
Enclosures

Page 4
57

Commercial Checking

3001013 (Continued)

DEPOSITS AND OTHER CREDITS		
Date	Description	Amount
6/08	Investment Sweep From DDA Acct No. 993001013-D	460,139.38
6/09	Deposit/Credit	15,138.00
6/09	Investment Sweep From DDA Acct No. 993001013-D	14,603.28
6/12	Deposit/Credit	5,951.94
6/13	Investment Sweep From DDA Acct No. 993001013-D	85,571.58
6/14	Investment Sweep From DDA Acct No. 993001013-D	25,594.43
6/15	EDI PYMNTS SP PLUS CORPORAT CTX 091000017756267 ISA*00* *00* *ZZ*SPKG *ZZ*WELLS FARGO *230614*1606*U*00401*	278,515.42
6/16	ACCT PAY PWC LLP CCD DIRECT DEPOS043000105534619 RMR*OI*0516202319933**199.33*1 99.33*0.00\	199.33
6/16	Investment Sweep From DDA Acct No. 993001013-D	32,386.58
6/20	EDI PYMNTS SP PLUS CORPORAT CTX 091000016359013 ISA*00* *00* *ZZ*SPKG *ZZ*WELLS FARGO *230616*1607*U*00401*	101,063.26
6/20	Deposit/Credit	5,784.75
6/21	Investment Sweep From DDA Acct No. 993001013-D	53,254.04
6/22	Investment Sweep From DDA Acct No. 993001013-D	42,681.95

WATERMARK BANK

Member FDIC

Date 6/30/23
Enclosures

Page 5
57

Commercial Checking 3001013 (Continued)

DEPOSITS AND OTHER CREDITS		
Date	Description	Amount
6/23	ACCT PAY PWC LLP CCD	62,365.29
	DIRECT DEPOS043000105963171 RMR*OI*KANBJULY2023**62365.29* 62365.29*0.00\	
6/26	PAYABLE LUMEN TECHNOLOGI CTX 021000029514447	309.00
6/26	TRANSFERS MUTUAL OF OMAHA AP0012674565 CCD	4,496.94
	042000017217179 REF*ZZ*NA*062220230103 74310-0 0-GRP - KANSAS CITY, MO\	
6/26	VENDOR PAY LEVEL 3 COMMUNIC CTX 042000019240915 ISA*00* *00* *ZZ*9319957735 *ZZ*113101 401 *230623*1240*U*00402*	46,890.49
6/27	ACCT PAY PWC LLP CCD	1,082.26
	DIRECT DEPOS043000103550481 RMR*OI*03162023108226**1082.26 *1082.26*0.00\	
6/27	PAYMENT ACE USA APA0000721609 CCD	16,236.44
	091000016916907 NTE*ADD*July 2023 Rent\ EPOSPYMNTS FDIC/FEDERAL DEP CTX 021000024015452	
6/28		102,115.37

WATERMARK BANK

Member FDIC

Date 6/30/23
Enclosures

Page 6
57

Commercial Checking 3001013 (Continued)

DEPOSITS AND OTHER CREDITS		
Date	Description	Amount
	ISA*00* *00* *ZZ*072000326 *ZZ*103013 376 *230627*1802*U*00201*	
6/28	DIR DEP CLIFLARALLTRANS1 SUPPLIER_CONNEC CCD	115,807.35
6/28	000000000000041000120524147 INVOICE Academy Bank, N. 1022 CCD	166,481.08
6/29	107001484219516 ACH NATIONAL ASSOCIA RENT PAYMENT CCD	9,392.00
6/29	204012798 101006693916329 RENTPMT MACMUNNIS, INC. CTX	99,202.55
6/29	071000283513257 DIRECT PAY NATL ASSN OF INS 0000014139 PPD	276,448.35
6/29	027030 101000698084009 Deposit/Credit	53,726.99
6/30	TOWN PAVI TNG LLC CCD	1,916.42
6/30	082900879176732 AP A&M HOLDING 59520 CCD	4,175.51
6/30	23062920 021000024652380 CREDITS walter P Moore A KC PPD	22,142.00
	DISC DATA 111000021285525	

WATERMARK BANK

Member FDIC

Date 6/30/23
Enclosures

Page 7
57

Commercial Checking 3001013 (Continued)

DEPOSITS AND OTHER CREDITS		
Date	Description	Amount
6/30	PAYMENTS DELOITTE CTX 021000027665270 ISA*00*NV *00*NV *ZZ*4135133500 *ZZ*NV *230629*1133*U*00200*	27,440.17
6/30	Investment Sweep From DDA Acct No. 993001013-D	30,746.09

DEBITS AND OTHER WITHDRAWALS		
Date	Description	Amount
6/01	wire Transfer Debit Copaken Brooks LLC 101006699 10029408 1100 Walnut Street Kansas City MO 64106 NBH BANK GREENWOOD VILLAGE CO 20230601MMQFMPTC000005 20230601MMQFMPHC000164 06011017FT01	28,146.25-
6/01	Settlement ROBINSONPARKLLC- 000018023251110 CCD 111926083969103	25,762.74-
6/01	NYJD BARINGS REC 1041590850 CCD 043000090252629	835,787.44-
6/02	Transfer to DDA Acct No. 3001047-D	436.23-

WATERMARK BANK

Member FDIC

Date 6/30/23
Enclosures

Page 8
57

Commercial Checking 3001013 (Continued)

DEBITS AND OTHER WITHDRAWALS		
Date	Description	Amount
6/02	Investment Sweep to DDA Acct No. 993001013-D	233,644.81-
6/05	Wire Transfer Debit Copaken Brooks LLC 101006699 10029408 1100 Walnut Street Kansas City MO 64106 NBH BANK GREENWOOD VILLAGE CO 20230605MMQFMPTC000007 20230605MMQFMPHC000121 06051218FT03	16,841.81-
6/05	Investment Sweep to DDA Acct No. 993001013-D	60,561.37-
6/06	Investment Sweep to DDA Acct No. 993001013-D	175,309.83-
6/07	Settlement ROBINSONPARKLLC- 000018101813882 CCD	6,775.00-
6/09	111926084228990 Settlement ROBINSONPARKLLC- 000018118396598 CCD	16,032.50-
6/09	111926084411764 Transfer to DDA Acct No. 3001047-D	5,367.25-
6/09	Transfer to DDA Acct No. 3001062-D	8,102.45-
6/12	Transfer to DDA Acct No. 3001062-D	90.00-
6/12	Transfer to DDA Acct No. 3001047-D	130.00-
6/12	Investment Sweep to DDA Acct No. 993001013-D	3,686.79-

WATERMARK BANK

Member FDIC

Date 6/30/23
Enclosures

Page 9
57

Commercial Checking

3001013 (Continued)

DEBITS AND OTHER WITHDRAWALS		
Date	Description	Amount
6/13	Wire Transfer Debit Copaken Brooks LLC 101006699 10029408 1100 walnut Street Kansas City MO 64106 NBH BANK GREENWOOD VILLAGE CO 20230613MMQFMPTC000013 20230613MMQFMPHC000190 06131512FT03	24,939.06-
6/14	Settlement ROBINSONPARKLLC- 000018149622546 CCD 111926084710092	25,510.58-
6/14	Transfer to DDA Acct No. 3001062-D	83.85-
6/15	Transfer CH x1013 to CH x1021 TMID:T000008457262 Dist Transfer for Mgr Comp	33,223.12-
6/15	Investment Sweep to DDA Acct No. 993001013-D	245,292.30-
6/16	Wire Transfer Debit Copaken Brooks LLC 101006699 10029408 1100 walnut Street Kansas City MO 64106 NBH BANK GREENWOOD VILLAGE CO 20230616MMQFMPTC000002 20230616MMQFMPHC000087 06161021FT03	28,540.15-

WATERMARK BANK

Member FDIC

Date 6/30/23
Enclosures

Page 10
57

Commercial Checking 3001013 (Continued)

DEBITS AND OTHER WITHDRAWALS		
Date	Description	Amount
6/20	Investment Sweep to DDA Acct No. 993001013-D	106,681.01-
6/22	Transfer CH x1013 to CH x1005 TMID:6dc1e97d-23a6-4 TWP Parking 5/23	11,663.64-
6/22	Transfer CH x1013 to CH x1302 TMID:4c946422-d64e-4 KCDH 112 Parking 5/23	26,396.38-
6/22	Transfer to DDA Acct No. 3001062-D	18.75-
6/23	Transfer CH x1013 to CH x1047 TMID:ebcadd59-eaf2-4 Temporary loan	100.38-
6/23	Transfer CH x1013 to CH x1005 TMID:e08a18e7-c44c-4 Temporary loan	30,000.00-
6/23	Investment Sweep to DDA Acct No. 993001013-D	31,873.57-
6/26	Wire Transfer Debit Copaken Brooks LLC 101006699 10029408 1100 Walnut Street Kansas City MO 64106 NBH BANK GREENWOOD VILLAGE CO Unite Private Networks, T-Mobi 20230626MMQFMPTC000006 20230626MMQFMPHC000204 06261512FT03	1,325.00-
6/26	Settlement ROBINSONPARKLLC- 000018214730050 CCD	7,592.76-
111926085131500		

WATERMARK BANK

Member FDIC

Date 6/30/23
Enclosures

Page 11
57

Commercial Checking

3001013 (Continued)

DEBITS AND OTHER WITHDRAWALS		
Date	Description	Amount
6/26	Transfer to DDA Acct No. 3001062-D	1,781.26-
6/26	Investment Sweep to DDA Acct No. 993001013-D	20,306.53-
6/27	Transfer CH x1013 to CH x1005 TMID:ff2e0177-ed4a-4 Temporary loan	12,000.00-
6/27	Investment Sweep to DDA Acct No. 993001013-D	1,798.15-
6/28	Investment Sweep to DDA Acct No. 993001013-D	384,403.80-
6/29	Settlement ROBINSONPARKLLC- 000018244793606 CCD 111926085269838	7,405.18-
6/29	Transfer CH x1013 to CH x1005 TMID:c7dc0a04-1291-4 Temporary loan	13,000.00-
6/29	Investment Sweep to DDA Acct No. 993001013-D	417,416.13-
6/30	Wire Transfer Debit Copaken Brooks LLC 101006699 10029408 1100 walnut Street Kansas City MO 64106 NBH BANK GREENWOOD VILLAGE CO 20230630MMQFMPTC000004 20230630MMQFMPHC000139 06301000FT03	27,814.05-
6/30	PAYMENT LANDMARK FINANCI Lease 21752 CCD	3,326.00-

WATERMARK BANK

Member FDIC

Date 6/30/23
Enclosures

Page 12
57

Commercial Checking

3001013 (Continued)

DEBITS AND OTHER WITHDRAWALS		
Date	Description	Amount
	101100621080554	
6/30	Transfer to DDA Acct No. 3001047-D	3,313.22-

CHECK DETAILS								
Date	Check #	Amount	Date	Check #	Amount	Date	Check #	Amount
6/06	4508	10.00	6/02	4533*	3,608.85	6/01	4535*	147,538.00
6/01	4536	5.13	6/06	4539*	115.00	6/02	4540	35.00
6/01	4541	1,000.00	6/02	4542	243.91	6/08	4545*	435,102.00
6/02	4546	206.36	6/02	4548*	2,819.36	6/12	4549	1,781.40
6/07	4550	2,212.50	6/08	4551	33,087.65	6/08	4552	4,087.79
6/06	4553	633.80	6/08	4554	692.00	6/07	4555	5,592.82
6/07	4556	183.16	6/07	4557	251,658.80	6/07	4558	197.50
6/07	4559	13,580.00	6/12	4560	263.75	6/07	4561	4,222.00
6/06	4562	3,150.00	6/09	4563	239.08	6/05	4564	877.92
6/06	4565	1,502.92	6/07	4566	47.80	6/13	4567	868.87
6/13	4568	50.96	6/20	4569	167.00	6/13	4570	2,416.10
6/13	4571	57,296.59	6/16	4572	4,045.76	6/21	4573	22,337.00
6/27	4574	675.00	6/26	4575	16,603.48	6/26	4576	346.00
6/21	4577	2,291.25	6/26	4578	637.12	6/21	4579	300.00
6/22	4580	468.75	6/22	4581	3,878.40	6/26	4582	3,104.28
6/23	4583	65.00	6/22	4584	256.03	6/21	4585	25,035.00
6/23	4586	326.34	6/21	4587	1,663.71	6/21	4588	651.28
6/21	4589	269.57	6/27	4590	200.14	6/21	4591	706.23
6/30	4592	51,966.92	6/27	4598*	2,645.41	6/29	4611*	948.58

* Indicates Break In Check Number Sequence

DAILY BALANCE SUMMARY					
Date	Balance	Date	Balance	Date	Balance
6/01	250,000.00	6/02	250,000.00	6/05	250,000.00
6/06	250,000.00	6/07	250,000.00	6/08	250,000.00

WATERMARK BANK

Member FDIC

Date 6/30/23
Enclosures

Page 13
57

Commercial Checking

3001013 (Continued)

DAILY BALANCE SUMMARY					
Date	Balance	Date	Balance	Date	Balance
6/09	250,000.00	6/12	250,000.00	6/13	250,000.00
6/14	250,000.00	6/15	250,000.00	6/16	250,000.00
6/20	250,000.00	6/21	250,000.00	6/22	250,000.00
6/23	250,000.00	6/26	250,000.00	6/27	250,000.00
6/28	250,000.00	6/29	250,000.00	6/30	250,000.00

*** END OF STATEMENT ***

Apply to account: -- TOWN PAVILION HOLDINGS LLC
PAY TO THE ORDER OF: TEN DOLLARS AND NO/100
AMOUNT: **\$10.00
DATE: 05/09/2023
0000004508

Apply to account: -- TOWN PAVILION HOLDINGS LLC
PAY TO THE ORDER OF: (THREE THOUSAND, SIX HUNDRED EIGHT DOLLARS AND 85/100)
AMOUNT: **\$3608.85
DATE: 05/23/2023
0000004533

Apply to account: -- TOWN PAVILION HOLDINGS LLC
PAY TO THE ORDER OF: (ONE HUNDRED FORTY-SEVEN THOUSAND, FIVE HUNDRED THIRTY-EIGHT DOLLARS AND NO/100)
AMOUNT: **\$147538.00
DATE: 05/23/2023
0000004535

Check 4508 Date: 06/06 Amount: \$10.00

Check 4533 Date: 06/02 Amount: \$3,608.85

Check 4535 Date: 06/01 Amount: \$147,538.00

Apply to account: -- TOWN PAVILION HOLDINGS LLC
PAY TO THE ORDER OF: FIVE DOLLARS AND 13/100
AMOUNT: **\$5.13
DATE: 05/23/2023
0000004536

Apply to account: -- TOWN PAVILION HOLDINGS LLC
PAY TO THE ORDER OF: (ONE HUNDRED FIFTEEN DOLLARS AND NO/100)
AMOUNT: **\$115.00
DATE: 05/23/2023
0000004539

Apply to account: -- TOWN PAVILION HOLDINGS LLC
PAY TO THE ORDER OF: (THIRTY-FIVE DOLLARS AND NO/100)
AMOUNT: **\$35.00
DATE: 05/23/2023
0000004540

Check 4536 Date: 06/01 Amount: \$5.13

Check 4539 Date: 06/06 Amount: \$115.00

Check 4540 Date: 06/02 Amount: \$35.00

Apply to account: -- TOWN PAVILION HOLDINGS LLC
PAY TO THE ORDER OF: ONE THOUSAND DOLLARS AND NO/100
AMOUNT: **\$1000.00
DATE: 05/23/2023
0000004541

Apply to account: -- TOWN PAVILION HOLDINGS LLC
PAY TO THE ORDER OF: (TWO HUNDRED FORTY-THREE DOLLARS AND 91/100)
AMOUNT: **\$243.91
DATE: 05/23/2023
0000004542

Apply to account: -- TOWN PAVILION HOLDINGS LLC
PAY TO THE ORDER OF: (FOUR HUNDRED THIRTY-FIVE THOUSAND, ONE HUNDRED TWO DOLLARS AND NO/100)
AMOUNT: **\$435102.00
DATE: 05/23/2023
0000004545

Check 4541 Date: 06/01 Amount: \$1,000.00

Check 4542 Date: 06/02 Amount: \$243.91

Check 4540 Date: 06/02 Amount: \$35.00

Apply to account: -- TOWN PAVILION HOLDINGS LLC
PAY TO THE ORDER OF: (TWO HUNDRED SIX DOLLARS AND 36/100)
AMOUNT: **\$206.36
DATE: 05/23/2023
0000004546

Apply to account: -- TOWN PAVILION HOLDINGS LLC
PAY TO THE ORDER OF: (TWO THOUSAND, EIGHT HUNDRED NINETEEN DOLLARS AND 36/100)
AMOUNT: **\$2819.36
DATE: 05/23/2023
0000004548

Apply to account: -- TOWN PAVILION HOLDINGS LLC
PAY TO THE ORDER OF: (ONE THOUSAND, SEVEN HUNDRED EIGHTY-ONE DOLLARS AND 40/100)
AMOUNT: **\$1781.40
DATE: 05/23/2023
0000004549

Check 4546 Date: 06/02 Amount: \$206.36

Check 4548 Date: 06/02 Amount: \$2,819.36

Check 4549 Date: 06/12 Amount: \$1,781.40

Apply to account: -- TOWN PAVILION HOLDINGS LLC
PAY TO THE ORDER OF: (TWO THOUSAND, TWO HUNDRED TWELVE DOLLARS AND 50/100)
AMOUNT: **\$2212.50
DATE: 05/31/2023
0000004550

Apply to account: -- TOWN PAVILION HOLDINGS LLC
PAY TO THE ORDER OF: (THIRTY-THREE THOUSAND, EIGHTY-SEVEN DOLLARS AND 65/100)
AMOUNT: **\$33087.65
DATE: 05/31/2023
0000004551

Apply to account: -- TOWN PAVILION HOLDINGS LLC
PAY TO THE ORDER OF: (FOUR THOUSAND, EIGHTY-SEVEN DOLLARS AND 79/100)
AMOUNT: **\$4087.79
DATE: 05/31/2023
0000004552

Check 4550 Date: 06/07 Amount: \$2,212.50

Check 4551 Date: 06/08 Amount: \$33,087.65

Check 4552 Date: 06/08 Amount: \$4,087.79

Apply to account: -- TOWN PAVILION HOLDINGS LLC
PAY TO THE ORDER OF: (SIX HUNDRED THIRTY-THREE DOLLARS AND 80/100)
AMOUNT: **\$633.80
DATE: 05/31/2023
0000004553

Apply to account: -- TOWN PAVILION HOLDINGS LLC
PAY TO THE ORDER OF: (SIX HUNDRED NINETY-TWO DOLLARS AND NO/100)
AMOUNT: **\$692.00
DATE: 05/31/2023
0000004554

Apply to account: -- TOWN PAVILION HOLDINGS LLC
PAY TO THE ORDER OF: (FIVE THOUSAND, FIVE HUNDRED NINETY-TWO DOLLARS AND 82/100)
AMOUNT: **\$5592.82
DATE: 05/31/2023
0000004555

Check 4553 Date: 06/06 Amount: \$633.80

Check 4554 Date: 06/08 Amount: \$692.00

Check 4555 Date: 06/07 Amount: \$5,592.82

Apply to account: -- TOWN PAVILION HOLDINGS LLC
05/31/2023 0000004556
PAY TO THE ORDER OF ONE HUNDRED EIGHTY-THREE DOLLARS AND 16/100
AMOUNT **\$183.16
WATERMARK BANK
Void After 90 Days

Check 4556 Date: 06/07 Amount: \$183.16

Apply to account: -- TOWN PAVILION HOLDINGS LLC
05/31/2023 0000004559
PAY TO THE ORDER OF THIRTEEN THOUSAND, FIVE HUNDRED EIGHTY DOLLARS AND 10/100
AMOUNT **\$13580.00
WATERMARK BANK
Void After 90 Days

Check 4559 Date: 06/07 Amount: \$13,580.00

Apply to account: -- TOWN PAVILION HOLDINGS LLC
05/31/2023 0000004562
PAY TO THE ORDER OF THREE THOUSAND, ONE HUNDRED FIFTY DOLLARS AND 10/100
AMOUNT **\$3150.00
WATERMARK BANK
Void After 90 Days

Check 4562 Date: 06/06 Amount: \$3,150.00

Apply to account: -- TOWN PAVILION HOLDINGS LLC
05/31/2023 0000004565
PAY TO THE ORDER OF ONE THOUSAND, FIVE HUNDRED TWO DOLLARS AND 92/100
AMOUNT **\$1502.92
WATERMARK BANK
Void After 90 Days

Check 4565 Date: 06/06 Amount: \$1,502.92

Apply to account: -- TOWN PAVILION HOLDINGS LLC
06/06/2023 0000004568
PAY TO THE ORDER OF FIFTY DOLLARS AND 96/100
AMOUNT **\$50.96
WATERMARK BANK
Void After 90 Days

Check 4568 Date: 06/13 Amount: \$50.96

Apply to account: -- TOWN PAVILION HOLDINGS LLC
06/06/2023 0000004571
PAY TO THE ORDER OF FIFTY SEVEN THOUSAND, TWO HUNDRED NINETY SIX DOLLARS AND 59/100
AMOUNT **\$57296.59
WATERMARK BANK
Void After 90 Days

Check 4571 Date: 06/13 Amount: \$57,296.59

Apply to account: -- TOWN PAVILION HOLDINGS LLC
05/31/2023 0000004577
PAY TO THE ORDER OF TWO HUNDRED FIFTY ONE THOUSAND, SIX HUNDRED FIFTY EIGHT DOLLARS AND 80/100
AMOUNT **\$251658.80
WATERMARK BANK
Void After 90 Days

Check 4557 Date: 06/07 Amount: \$251,658.80

Apply to account: -- TOWN PAVILION HOLDINGS LLC
05/31/2023 0000004560
PAY TO THE ORDER OF TWO HUNDRED SIXTY THREE DOLLARS AND 75/100
AMOUNT **\$263.75
WATERMARK BANK
Void After 90 Days

Check 4560 Date: 06/12 Amount: \$263.75

Apply to account: -- TOWN PAVILION HOLDINGS LLC
05/31/2023 0000004563
PAY TO THE ORDER OF TWO HUNDRED THIRTY NINE DOLLARS AND 08/100
AMOUNT **\$239.08
WATERMARK BANK
Void After 90 Days

Check 4563 Date: 06/09 Amount: \$239.08

Apply to account: -- TOWN PAVILION HOLDINGS LLC
05/31/2023 0000004566
PAY TO THE ORDER OF FORTY SEVEN DOLLARS AND 80/100
AMOUNT **\$47.80
WATERMARK BANK
Void After 90 Days

Check 4566 Date: 06/07 Amount: \$47.80

Apply to account: -- TOWN PAVILION HOLDINGS LLC
06/06/2023 0000004569
PAY TO THE ORDER OF ONE HUNDRED SIXTY SEVEN DOLLARS AND 10/100
AMOUNT **\$167.00
WATERMARK BANK
Void After 90 Days

Check 4569 Date: 06/20 Amount: \$167.00

Apply to account: -- TOWN PAVILION HOLDINGS LLC
06/07/2023 0000004572
PAY TO THE ORDER OF FOUR THOUSAND, FORTY FIVE DOLLARS AND 76/100
AMOUNT **\$4045.76
WATERMARK BANK
Void After 90 Days

Check 4572 Date: 06/16 Amount: \$4,045.76

Apply to account: -- TOWN PAVILION HOLDINGS LLC
05/31/2023 0000004558
PAY TO THE ORDER OF ONE HUNDRED NINETY SEVEN DOLLARS AND 50/100
AMOUNT **\$197.50
WATERMARK BANK
Void After 90 Days

Check 4558 Date: 06/07 Amount: \$197.50

Apply to account: -- TOWN PAVILION HOLDINGS LLC
05/31/2023 0000004561
PAY TO THE ORDER OF FOUR THOUSAND, TWO HUNDRED TWENTY TWO DOLLARS AND 10/100
AMOUNT **\$4222.00
WATERMARK BANK
Void After 90 Days

Check 4561 Date: 06/07 Amount: \$4,222.00

Apply to account: -- TOWN PAVILION HOLDINGS LLC
05/31/2023 0000004564
PAY TO THE ORDER OF EIGHT HUNDRED SEVENTY SEVEN DOLLARS AND 92/100
AMOUNT **\$877.92
WATERMARK BANK
Void After 90 Days

Check 4564 Date: 06/05 Amount: \$877.92

Apply to account: -- TOWN PAVILION HOLDINGS LLC
06/06/2023 0000004567
PAY TO THE ORDER OF EIGHT HUNDRED SIXTY EIGHT DOLLARS AND 87/100
AMOUNT **\$868.87
WATERMARK BANK
Void After 90 Days

Check 4567 Date: 06/13 Amount: \$868.87

Apply to account: -- TOWN PAVILION HOLDINGS LLC
06/06/2023 0000004570
PAY TO THE ORDER OF TWO THOUSAND FOUR HUNDRED SIXTY SEVEN DOLLARS AND 10/100
AMOUNT **\$2416.10
WATERMARK BANK
Void After 90 Days

Check 4570 Date: 06/13 Amount: \$2,416.10

Apply to account: -- TOWN PAVILION HOLDINGS LLC
06/08/2023 0000004573
PAY TO THE ORDER OF TWENTY TWO THOUSAND, THREE HUNDRED THIRTY SEVEN DOLLARS AND 10/100
AMOUNT **\$22337.00
WATERMARK BANK
Void After 90 Days

Check 4573 Date: 06/21 Amount: \$22,337.00

THIS CHECK IS VOID WITHOUT THE SAFETY FEATURES LISTED ON THE BACK

Apply to account: -- TOWN PAVILION HOLDINGS LLC

BOBSON PARK LLC
204 W. BOBSON AVE
OKLAHOMA CITY OK 73102

1137 DATE 06/13/2023 0000004574

PAY TO THE ORDER OF SIX HUNDRED SEVENTY-FIVE DOLLARS AND NO/100

TO THE ORDER OF MAC GLASS, LLC

AMOUNT **\$675.00

WATERMARK BANK

Void After 90 Days

0000004574 *103013376* 3001013*

Check 4574 Date: 06/27 Amount: \$675.00

THIS CHECK IS VOID WITHOUT THE SAFETY FEATURES LISTED ON THE BACK

Apply to account: -- TOWN PAVILION HOLDINGS LLC

BOBSON PARK LLC
204 W. BOBSON AVE
OKLAHOMA CITY OK 73102

1137 DATE 06/13/2023 0000004577

PAY TO THE ORDER OF TWO THOUSAND, TWO HUNDRED NINETY-ONE DOLLARS AND 25/100

TO THE ORDER OF COMPLETE TECHNOLOGY SERVICES LLC

AMOUNT **\$2291.25

WATERMARK BANK

Void After 90 Days

0000004577 *103013376* 3001013*

Check 4577 Date: 06/21 Amount: \$2,291.25

THIS CHECK IS VOID WITHOUT THE SAFETY FEATURES LISTED ON THE BACK

Apply to account: -- TOWN PAVILION HOLDINGS LLC

BOBSON PARK LLC
204 W. BOBSON AVE
OKLAHOMA CITY OK 73102

1137 DATE 06/13/2023 0000004580

PAY TO THE ORDER OF FOUR HUNDRED SIXTY-EIGHT DOLLARS AND 75/100

TO THE ORDER OF MITCHELL S LOCKMAN

AMOUNT **\$468.75

WATERMARK BANK

Void After 90 Days

0000004580 *103013376* 3001013*

Check 4580 Date: 06/22 Amount: \$468.75

THIS CHECK IS VOID WITHOUT THE SAFETY FEATURES LISTED ON THE BACK

Apply to account: -- TOWN PAVILION HOLDINGS LLC

BOBSON PARK LLC
204 W. BOBSON AVE
OKLAHOMA CITY OK 73102

1137 DATE 06/13/2023 0000004583

PAY TO THE ORDER OF SIXTY-FIVE DOLLARS AND NO/100

TO THE ORDER OF LORON'S BIG-BONE, INC

AMOUNT **\$65.00

WATERMARK BANK

Void After 90 Days

0000004583 *103013376* 3001013*

Check 4583 Date: 06/23 Amount: \$65.00

THIS CHECK IS VOID WITHOUT THE SAFETY FEATURES LISTED ON THE BACK

Apply to account: -- TOWN PAVILION HOLDINGS LLC

BOBSON PARK LLC
204 W. BOBSON AVE
OKLAHOMA CITY OK 73102

1137 DATE 06/13/2023 0000004586

PAY TO THE ORDER OF THREE HUNDRED TWENTY-SIX DOLLARS AND 34/100

TO THE ORDER OF SPIRE

AMOUNT **\$326.34

WATERMARK BANK

Void After 90 Days

0000004586 *103013376* 3001013*

Check 4586 Date: 06/23 Amount: \$326.34

THIS CHECK IS VOID WITHOUT THE SAFETY FEATURES LISTED ON THE BACK

Apply to account: -- TOWN PAVILION HOLDINGS LLC

BOBSON PARK LLC
204 W. BOBSON AVE
OKLAHOMA CITY OK 73102

1137 DATE 06/13/2023 0000004589

PAY TO THE ORDER OF TWO HUNDRED SIXTY-NINE DOLLARS AND 57/100

TO THE ORDER OF VOSS LIGHTING

AMOUNT **\$269.57

WATERMARK BANK

Void After 90 Days

0000004589 *103013376* 3001013*

Check 4589 Date: 06/21 Amount: \$269.57

THIS CHECK IS VOID WITHOUT THE SAFETY FEATURES LISTED ON THE BACK

Apply to account: -- TOWN PAVILION HOLDINGS LLC

BOBSON PARK LLC
204 W. BOBSON AVE
OKLAHOMA CITY OK 73102

1137 DATE 06/13/2023 0000004575

PAY TO THE ORDER OF SIXTEEN THOUSAND, SIX HUNDRED THREE DOLLARS AND 48/100

TO THE ORDER OF ALLIED UNIVERSAL SECURITY SERVICES LLC

AMOUNT **\$16603.48

WATERMARK BANK

Void After 90 Days

0000004575 *103013376* 3001013*

Check 4575 Date: 06/26 Amount: \$16,603.48

THIS CHECK IS VOID WITHOUT THE SAFETY FEATURES LISTED ON THE BACK

Apply to account: -- TOWN PAVILION HOLDINGS LLC

BOBSON PARK LLC
204 W. BOBSON AVE
OKLAHOMA CITY OK 73102

1137 DATE 06/13/2023 0000004578

PAY TO THE ORDER OF SIX HUNDRED THIRTY-SEVEN DOLLARS AND 12/100

TO THE ORDER OF CULLUM & BROWN OF KC, INC

AMOUNT **\$637.12

WATERMARK BANK

Void After 90 Days

0000004578 *103013376* 3001013*

Check 4578 Date: 06/26 Amount: \$637.12

THIS CHECK IS VOID WITHOUT THE SAFETY FEATURES LISTED ON THE BACK

Apply to account: -- TOWN PAVILION HOLDINGS LLC

BOBSON PARK LLC
204 W. BOBSON AVE
OKLAHOMA CITY OK 73102

1137 DATE 06/13/2023 0000004581

PAY TO THE ORDER OF THREE THOUSAND, EIGHT HUNDRED SEVENTY-EIGHT DOLLARS AND 40/100

TO THE ORDER OF LEBES RICE, LLC

AMOUNT **\$3878.40

WATERMARK BANK

Void After 90 Days

0000004581 *103013376* 3001013*

Check 4581 Date: 06/22 Amount: \$3,878.40

THIS CHECK IS VOID WITHOUT THE SAFETY FEATURES LISTED ON THE BACK

Apply to account: -- TOWN PAVILION HOLDINGS LLC

BOBSON PARK LLC
204 W. BOBSON AVE
OKLAHOMA CITY OK 73102

1137 DATE 06/13/2023 0000004584

PAY TO THE ORDER OF TWO HUNDRED FIFTY-SIX DOLLARS AND 03/100

TO THE ORDER OF THE SHERWIN WILLIAMS CO

AMOUNT **\$256.03

WATERMARK BANK

Void After 90 Days

0000004584 *103013376* 3001013*

Check 4584 Date: 06/22 Amount: \$256.03

THIS CHECK IS VOID WITHOUT THE SAFETY FEATURES LISTED ON THE BACK

Apply to account: -- TOWN PAVILION HOLDINGS LLC

BOBSON PARK LLC
204 W. BOBSON AVE
OKLAHOMA CITY OK 73102

1137 DATE 06/13/2023 0000004587

PAY TO THE ORDER OF ONE THOUSAND, SIX HUNDRED SIXTY-THREE DOLLARS AND 71/100

TO THE ORDER OF TRIANGLE SALES, INC

AMOUNT **\$1663.71

WATERMARK BANK

Void After 90 Days

0000004587 *103013376* 3001013*

Check 4587 Date: 06/21 Amount: \$1,663.71

THIS CHECK IS VOID WITHOUT THE SAFETY FEATURES LISTED ON THE BACK

Apply to account: -- TOWN PAVILION HOLDINGS LLC

BOBSON PARK LLC
204 W. BOBSON AVE
OKLAHOMA CITY OK 73102

1137 DATE 06/13/2023 0000004590

PAY TO THE ORDER OF TWO HUNDRED DOLLARS AND 14/100

TO THE ORDER OF CHARTER COMMUNICATIONS

AMOUNT **\$200.14

WATERMARK BANK

Void After 90 Days

0000004590 *103013376* 3001013*

Check 4590 Date: 06/27 Amount: \$200.14

THIS CHECK IS VOID WITHOUT THE SAFETY FEATURES LISTED ON THE BACK

Apply to account: -- TOWN PAVILION HOLDINGS LLC

BOBSON PARK LLC
204 W. BOBSON AVE
OKLAHOMA CITY OK 73102

1137 DATE 06/13/2023 0000004576

PAY TO THE ORDER OF THREE HUNDRED FORTY-SIX DOLLARS AND NO/100

TO THE ORDER OF CINTAS

AMOUNT **\$346.00

WATERMARK BANK

Void After 90 Days

0000004576 *103013376* 3001013*

Check 4576 Date: 06/26 Amount: \$346.00

THIS CHECK IS VOID WITHOUT THE SAFETY FEATURES LISTED ON THE BACK

Apply to account: -- TOWN PAVILION HOLDINGS LLC

BOBSON PARK LLC
204 W. BOBSON AVE
OKLAHOMA CITY OK 73102

1137 DATE 06/13/2023 0000004579

PAY TO THE ORDER OF THREE HUNDRED DOLLARS AND NO/100

TO THE ORDER OF FRANCESCA CUCCIA

AMOUNT **\$300.00

WATERMARK BANK

Void After 90 Days

0000004579 *103013376* 3001013*

Check 4579 Date: 06/21 Amount: \$300.00

THIS CHECK IS VOID WITHOUT THE SAFETY FEATURES LISTED ON THE BACK

Apply to account: -- TOWN PAVILION HOLDINGS LLC

BOBSON PARK LLC
204 W. BOBSON AVE
OKLAHOMA CITY OK 73102

1137 DATE 06/13/2023 0000004582

PAY TO THE ORDER OF THREE THOUSAND, ONE HUNDRED FOUR DOLLARS AND 28/100

TO THE ORDER OF LMC CONTRACTORS NATIONAL INC

AMOUNT **\$3104.28

WATERMARK BANK

Void After 90 Days

0000004582 *103013376* 3001013*

Check 4582 Date: 06/26 Amount: \$3,104.28

THIS CHECK IS VOID WITHOUT THE SAFETY FEATURES LISTED ON THE BACK

Apply to account: -- TOWN PAVILION HOLDINGS LLC

BOBSON PARK LLC
204 W. BOBSON AVE
OKLAHOMA CITY OK 73102

1137 DATE 06/13/2023 0000004585

PAY TO THE ORDER OF TWENTY-FIVE THOUSAND, THIRTY-FIVE DOLLARS AND NO/100

TO THE ORDER OF SIEMENS INDUSTRY INC

AMOUNT **\$25035.00

WATERMARK BANK

Void After 90 Days

0000004585 *103013376* 3001013*

Check 4585 Date: 06/21 Amount: \$25,035.00

THIS CHECK IS VOID WITHOUT THE SAFETY FEATURES LISTED ON THE BACK

Apply to account: -- TOWN PAVILION HOLDINGS LLC

BOBSON PARK LLC
204 W. BOBSON AVE
OKLAHOMA CITY OK 73102

1137 DATE 06/13/2023 0000004588

PAY TO THE ORDER OF SIX HUNDRED FIFTY-ONE DOLLARS AND 28/100

TO THE ORDER OF VALVE DISTRIBUTORS

AMOUNT **\$651.28

WATERMARK BANK

Void After 90 Days

0000004588 *103013376* 3001013*

Check 4588 Date: 06/21 Amount: \$651.28

THIS CHECK IS VOID WITHOUT THE SAFETY FEATURES LISTED ON THE BACK

Apply to account: -- TOWN PAVILION HOLDINGS LLC

BOBSON PARK LLC
204 W. BOBSON AVE
OKLAHOMA CITY OK 73102

1137 DATE 06/13/2023 0000004591

PAY TO THE ORDER OF SEVEN HUNDRED SIX DOLLARS AND 23/100

TO THE ORDER OF AT&T

AMOUNT **\$706.23

WATERMARK BANK

Void After 90 Days

0000004591 *103013376* 3001013*

Check 4591 Date: 06/21 Amount: \$706.23

Apply to account: -- TOWN PAVILION HOLDINGS LLC

WATERMARK BANK
204 N ROBINSON #700
OKLAHOMA CITY, OK 73102

DATE: 06/13/2023

AMOUNT: 0000004592

PAY TO THE ORDER OF: SQUARE DEAL INVESTMENTS

AMOUNT: **\$51,966.92

WATERMARK BANK

VOID AFTER 90 DAYS

⑈0000004592⑈ ⑆103013376⑆ 3001013⑆

Check 4592 Date: 06/30 Amount: \$51,966.92

TOWN PAVILION HOLDINGS LLC

WATERMARK BANK
821 NW 63RD STREET
OKLAHOMA CITY, OK 73118

4598

DATE: 06/23/2023

AMOUNT: \$2,645.41

4246 3153 6139 3273

TO THE ORDER OF: TWO THOUSAND SIX HUNDRED FORTY FIVE AND 41/100 DOLLARS

CASHMEMBER SERVICE
PO BOX 6294
CAROL STREAM, IL 60197-6294

VOID AFTER 90 DAYS

⑈004598⑈ ⑆103013376⑆ 3001013⑆

Check 4598 Date: 06/27 Amount: \$2,645.41

TOWN PAVILION HOLDINGS LLC

WATERMARK BANK
821 NW 63RD STREET
OKLAHOMA CITY, OK 73118

4611

DATE: 06/29/2023

AMOUNT: \$948.58

4246 3153 6139 3273

TO THE ORDER OF: NINE HUNDRED FORTY EIGHT AND 58/100 DOLLARS

CASHMEMBER SERVICE
PO BOX 6294
CAROL STREAM, IL 60197-6294

VOID AFTER 90 DAYS

⑈004611⑈ ⑆103013376⑆ 3001013⑆

Check 4611 Date: 06/29 Amount: \$948.58

TOWN PAVILION HOLDINGS-BONFILS

7/27/2023

Bank Reconciliation Report

6/30/2023

3001047

Posted by: td on 7/6/2023

Balance Per Bank Statement as of 6/30/2023 0.00

Outstanding Checks

Check Date	Check Number	Payee	Amount
6/22/2023	774	angsys - CHG'D TO MRI SOFTWARE	30.70
6/22/2023	776	kcwater - KC WATER	70.64
Less:	Outstanding Checks		101.34
	Reconciled Bank Balance		<u>-101.34</u>

Balance per GL as of 6/30/2023 -101.34

Reconciled Balance Per G/L -101.34

Difference (Reconciled Bank Balance And Reconciled Balance Per G/L) 0.00

Cleared Items:

Cleared Checks

Date	Tran #	Notes	Amount	Date Cleared
5/23/2023	770	kcwater - KC WATER	226.56	6/30/2023
5/31/2023	772	hubint - HUB INTERNATIONAL	5,143.12	6/30/2023
5/31/2023	773	odobug - ODOM'S BUG-B-GONE INC	130.00	6/30/2023
6/6/2023	26	velser - VELOCITI SERVICES	212.13	6/30/2023
6/6/2023	27	yesene - YES ENERGY MANAGEMENT	12.00	6/30/2023
6/22/2023	28	mrifsof - MRI SOFTWARE LLC	100.38	6/30/2023
6/22/2023	775	evergy - EVERGY	3,313.22	6/30/2023
Total Cleared Checks			<u>9,137.41</u>	

Cleared Other Items

Date	Tran #	Notes	Amount	Date Cleared
6/30/2023	JE 28453	ZERO OUT ZBA ACCOUNT TO TP	9,137.41	6/30/2023
Total Cleared Other Items			<u>9,137.41</u>	

WATERMARK BANK

Member FDIC

Date 6/30/23
Enclosures

Page 1
4

Town Pavilion Holdings LLC
BONFILS
204 N Robinson
Suite 700
Oklahoma City OK 73102

Thank you for being a valued Watermark client!

CHECKING ACCOUNT

Business Checking		Number of Enclosures	4
Account Number	3001047	Statement Dates	6/01/23 thru 7/02/23
Previous Balance	.00	Days in the statement period	32
9 Deposits/Credits	9,487.08	Average Ledger	349.08-
11 Checks/Debits	9,487.08	Average Collected	349.08-
Service Charge	.00		
Interest Paid	.00		
Ending Balance	.00		

	Total For This Period	Total Year-to-Date
Overdraft item fees year to date	\$.00	\$.00
Return item fees year to date	\$.00	\$.00

DEPOSITS AND OTHER CREDITS

Date	Description	Amount
6/02	Reverse Overdraft Item Fee	35.00
6/02	Reverse Overdraft Item Fee	35.00
6/02	Transfer from DDA	436.23
	Acct No. 3001013-D	
6/08	Reverse Overdraft Item Fee	35.00
6/08	Reverse Overdraft Item Fee	35.00
6/09	Transfer from DDA	5,367.25
	Acct No. 3001013-D	

WATERMARK BANK

Member FDIC

Date 6/30/23
Enclosures

Page 2
4

Business Checking 3001047 (Continued)

DEPOSITS AND OTHER CREDITS		
Date	Description	Amount
6/12	Transfer from DDA Acct No. 3001013-D	130.00
6/23	Transfer CH x1013 to CH x1047 TMID:ebcadd59-eaf2-4	100.38
6/30	Temporary loan Transfer from DDA Acct No. 3001013-D	3,313.22

DEBITS AND OTHER WITHDRAWALS		
Date	Description	Amount
6/01	Overdraft Item Fee	35.00-
6/01	Overdraft Item Fee	35.00-
6/02	Settlement ROBINSONPARKLLC- 000018023251134 CCD	209.67-
	111926083969104	
6/07	Overdraft Item Fee	35.00-
6/07	Overdraft Item Fee	35.00-
6/08	Settlement ROBINSONPARKLLC- 000018101813894 CCD	224.13-
	111926084232803	
6/23	Settlement ROBINSONPARKLLC- 000018206617566 CCD	100.38-
	111926085084991	

CHECK DETAILS									
Date	Check #	Amount	Date	Check #	Amount	Date	Check #	Amount	
6/02	770	226.56	6/08	772*	5,143.12	6/12	773	130.00	
6/30	775*	3,313.22							

* Indicates Break In Check Number Sequence

WATERMARK BANK

Member FDIC

Date 6/30/23
Enclosures

Page 3
4

Business Checking

3001047 (Continued)

DAILY BALANCE SUMMARY					
Date	Balance	Date	Balance	Date	Balance
6/01	70.00-	6/02	.00	6/07	70.00-
6/08	5,367.25-	6/09	.00	6/12	.00
6/23	.00	6/30	.00		

*** END OF STATEMENT ***

THIS CHECK IS VOID WITHOUT THE SAFETY FEATURES LISTED ON THE BACK

Apply to account: -- TOWN PAVILION HOLDINGS LLC - BONFILS 2403214402

ROBINSON PARK LLC
3331 1331
2030 DATE 05/23/2023 0000000770

PAY TO THE ORDER OF TWO HUNDRED TWENTY-SIX DOLLARS AND 56/100

AMOUNT **\$226.56

WATERMARK BANK

Valid After 90 Days

0000000770 4030133754 3001047*

Check 770 Date: 06/01 Amount: \$226.56

THIS CHECK IS VOID WITHOUT THE SAFETY FEATURES LISTED ON THE BACK

Apply to account: -- TOWN PAVILION HOLDINGS LLC - BONFILS 2403214402

ROBINSON PARK LLC
3331 1331
2030 DATE 05/31/2023 0000000772

PAY TO THE ORDER OF FIVE THOUSAND, ONE HUNDRED FORTY-THREE DOLLARS AND 12/100

AMOUNT **\$5143.12

WATERMARK BANK

Valid After 90 Days

0000000772 4030133754 3001047*

Check 772 Date: 06/07 Amount: \$5,143.12

THIS CHECK IS VOID WITHOUT THE SAFETY FEATURES LISTED ON THE BACK

Apply to account: -- TOWN PAVILION HOLDINGS LLC - BONFILS 0130217902

ROBINSON PARK LLC
3331 1331
2030 DATE 05/31/2023 0000000773

PAY TO THE ORDER OF ONE HUNDRED THIRTY DOLLARS AND 00/100

AMOUNT **\$130.00

WATERMARK BANK

Valid After 90 Days

0000000773 4030133754 3001047*

Check 773 Date: 06/12 Amount: \$130.00

THIS CHECK IS VOID WITHOUT THE SAFETY FEATURES LISTED ON THE BACK

Apply to account: -- TOWN PAVILION HOLDINGS LLC - BONFILS 2106211787

ROBINSON PARK LLC
3331 1331
2030 DATE 06/22/2023 0000000775

PAY TO THE ORDER OF THREE THOUSAND, THREE HUNDRED THIRTEEN DOLLARS AND 22/100

AMOUNT **\$3313.22

WATERMARK BANK

Valid After 90 Days

0000000775 4030133754 3001047*

Check 775 Date: 06/30 Amount: \$3,313.22

TOWN PAVILION HARZFIELD

7/27/2023

Bank Reconciliation Report

6/30/2023

3001062

Posted by: td on 7/6/2023

Balance Per Bank Statement as of 6/30/2023 0.00

Outstanding Checks

Check Date	Check Number	Payee	Amount
6/16/2020	499	mer600 - MERCURY WIRELESS, INC	2,394.58
6/22/2023	743	angsys - CHG'D TO MRI SOFTWARE	48.10
6/22/2023	744	biltro - BILL'S TROPICAL GREENHOUSE	716.86
6/22/2023	745	kcart - KANSAS CITY ART INSTITUTE	3,500.00
6/28/2023	746	axiser - AXIOM SERVICE PROFESSIONALS LLC	3,735.00
Less:	Outstanding Checks		10,394.54
	Reconciled Bank Balance		-10,394.54

Balance per GL as of 6/30/2023 -10,394.54

Reconciled Balance Per G/L -10,394.54

Difference (Reconciled Bank Balance And Reconciled Balance Per G/L) 0.00

Cleared Items:

Cleared Checks

Date	Tran #	Notes	Amount	Date Cleared
5/31/2023	740	hubint - HUB INTERNATIONAL	6,156.57	6/30/2023
5/31/2023	741	odobug - ODOM'S BUG-B-GONE INC	90.00	6/30/2023
6/6/2023	31	velser - VELOCITI SERVICES	1,945.88	6/30/2023
6/13/2023	32	velser - VELOCITI SERVICES	83.85	6/30/2023
6/13/2023	742	kcddes - MICHELLE S LOCKMAN	18.75	6/30/2023
6/22/2023	33	midam - MID AMERICA SPECIALTY SERVICES	1,624.00	6/30/2023
6/22/2023	34	misof - MRI SOFTWARE LLC	157.26	6/30/2023
Total Cleared Checks			10,076.31	

Cleared Deposits

Date	Tran #	Notes	Amount	Date Cleared
6/1/2023	287		15,932.97	6/30/2023
6/2/2023	288		9,392.00	6/30/2023
6/5/2023	289		100.00	6/30/2023
6/5/2023	290		2,716.42	6/30/2023
6/6/2023	291		9,759.71	6/30/2023
6/29/2023	293		9,392.00	6/30/2023
6/30/2023	294		1,916.42	6/30/2023
Total Cleared Deposits			49,209.52	

Cleared Other Items

Date	Tran #	Notes	Amount	Date Cleared
6/30/2023	JE 28455	06/23 Bank Activity	-39,133.21	6/30/2023
Total Cleared Other Items			-39,133.21	

WATERMARK BANK

Member FDIC

Date 6/30/23
Enclosures

Page 1
3

Town Pavilion Holdings LLC
HARZFIELD
204 N Robinson
Suite 700
Oklahoma City OK 73102

Thank you for being a valued Watermark client!

CHECKING ACCOUNT

Business Checking		Number of Enclosures	3
Account Number	3001062	Statement Dates	6/01/23 thru 7/02/23
Previous Balance	.00	Days in the statement period	32
7 Deposits/Credits	10,146.31	Average Ledger	506.40-
8 Checks/Debits	10,146.31	Average Collected	506.40-
Service Charge	.00		
Interest Paid	.00		
Ending Balance	.00		

	Total For This Period	Total Year-to-Date
Overdraft item fees year to date	\$.00	\$.00
Return item fees year to date	\$.00	\$.00

DEPOSITS AND OTHER CREDITS

Date	Description	Amount
6/08	Reverse Overdraft Item Fee	35.00
6/08	Reverse Overdraft Item Fee	35.00
6/09	Transfer from DDA	8,102.45
	Acct No. 3001013-D	
6/12	Transfer from DDA	90.00
	Acct No. 3001013-D	
6/14	Transfer from DDA	83.85
	Acct No. 3001013-D	

WATERMARK BANK

Member FDIC

Date 6/30/23
Enclosures

Page 2
3

Business Checking 3001062 (Continued)

DEPOSITS AND OTHER CREDITS		
Date	Description	Amount
6/22	Transfer from DDA Acct No. 3001013-D	18.75
6/26	Transfer from DDA Acct No. 3001013-D	1,781.26

DEBITS AND OTHER WITHDRAWALS		
Date	Description	Amount
6/07	Overdraft Item Fee	35.00-
6/07	Overdraft Item Fee	35.00-
6/08	Settlement ROBINSONPARKLLC- 000018101813906 CCD 111926084231536	1,945.88-
6/14	Settlement ROBINSONPARKLLC- 000018149622570 CCD 111926084716536	83.85-
6/26	Settlement ROBINSONPARKLLC- 000018214730078 CCD 111926085135408	1,781.26-

CHECK DETAILS								
Date	Check #	Amount	Date	Check #	Amount	Date	Check #	Amount
6/08	740	6,156.57	6/12	741	90.00	6/22	742	18.75
* Indicates Break In Check Number Sequence								

DAILY BALANCE SUMMARY					
Date	Balance	Date	Balance	Date	Balance
6/01	.00	6/07	70.00-	6/08	8,102.45-

WATERMARK BANK

Member FDIC

Date 6/30/23
Enclosures


Page 3
3

Business Checking


3001062 (Continued)

DAILY BALANCE SUMMARY					
Date	Balance	Date	Balance	Date	Balance
6/09	.00	6/12	.00	6/14	.00
6/22	.00	6/26	.00		


*** END OF STATEMENT ***

Apply to account: TOWN PAVILION HOLDINGS LLC - HARZFIELD		1117	DATE	0000000740
ROBSON PARK, LLC 204 W. ROBINSON AVE. INDIANAPOLIS, IN 46202		1117	05/31/2023	
PAY (SIX THOUSAND, ONE HUNDRED FIFTY-SIX DOLLARS AND 57/100)		AMOUNT		
TO THE ORDER OF HUB INTERNATIONAL		**\$6156.57		
WATERMARK BANK		 Void After 90 Days		
#0000000740# *103013376# 3001062#				

Check 740 Date: 06/07 Amount: \$6,156.57

Apply to account: TOWN PAVILION HOLDINGS LLC - HARZFIELD		1117	DATE	0000000741
ROBSON PARK, LLC 204 W. ROBINSON AVE. INDIANAPOLIS, IN 46202		1117	05/31/2023	
PAY (NINETY DOLLARS AND NO/100)		AMOUNT		
TO THE ORDER OF ODDM'S BUG-B-GONE INC		**\$90.00		
WATERMARK BANK		 Void After 90 Days		
#0000000741# *103013376# 3001062#				

Check 741 Date: 06/12 Amount: \$90.00

Apply to account: TOWN PAVILION HOLDINGS LLC - HARZFIELD		1117	DATE	0000000742
ROBSON PARK, LLC 204 W. ROBINSON AVE. INDIANAPOLIS, IN 46202		1117	06/13/2023	
PAY (EIGHTEEN DOLLARS AND 75/100)		AMOUNT		
TO THE ORDER OF MICHELLE S LOCKMAN		**\$18.75		
WATERMARK BANK		 Void After 90 Days		
#0000000742# *103013376# 3001062#				

Check 742 Date: 06/22 Amount: \$18.75

**BANK RECONCILIATION
TOWN PAVILION
6/30/2023**

Account Name:	Town Pavilion Reserve Account	Project #	610
		G/L #	1109
Account Number:	*0531	Prepared By:	T Bradley
Bank:	Watermark Bank	Approved By:	T Bradley

Balance Per Bank Statement at	6/30/2023	\$ 366,792.85
--------------------------------------	------------------	----------------------

Less: Outstanding Checks

Date	Check #	Amount	Date	Check #	Amount
------	---------	--------	------	---------	--------

Date	Check #	Amount	Date	Check #	Amount

Total Outstanding Cks	\$	-	\$	-
-----------------------	----	---	----	---

ADD: DEP IN TRANSIT

Adjusted Balance per Bank Statement	6/30/2023	<u>\$ 366,792.85</u>
--	------------------	-----------------------------

Balance Per General Ledger	6/30/2023	<u>\$ 366,792.85</u>	\$	-
-----------------------------------	------------------	-----------------------------	----	---

Adjusted Balance per General Ledger at	6/30/2023	<u>\$ 366,792.85</u>	\$	-
---	------------------	-----------------------------	----	---

WATERMARK BANK

Member FDIC

Date 6/30/23
Enclosures

Page 1

Town Pavilion Holdings LLC
RESERVE ACCOUNT
204 N Robinson
Suite 700
Oklahoma City OK 73102

Thank you for being a valued Watermark client!

CHECKING ACCOUNT

Business MM		Number of Enclosures	0
Account Number	8000531	Statement Dates	6/01/23 thru 7/02/23
Previous Balance	365,740.72	Days in the statement period	32
Deposits/Credits	.00	Average Ledger	365,740.72
Checks/Debits	.00	Average Collected	365,740.72
Service Charge	.00	Interest Earned	1,122.47
Interest Paid	1,052.13	Annual Percentage Yield Earned	3.56%
Ending Balance	366,792.85	2023 Interest Paid	5,495.73

	Total For This Period	Total Year-to-Date
Overdraft item fees year to date	\$.00	\$.00
Return item fees year to date	\$.00	\$.00

DEPOSITS AND OTHER CREDITS

Date	Description	Amount
6/30	Interest Deposit	1,052.13

DAILY BALANCE SUMMARY

Date	Balance	Date	Balance
6/01	365,740.72	6/30	366,792.85

WATERMARK
BANK

Member FDIC

Date 6/30/23
Enclosures

Page 2

Business MM

8000531 (Continued)

INTEREST RATE SUMMARY	
Date	Rate
5/31	3.500000%

*** END OF STATEMENT ***



Loan Number:	300194031:0	Past Due Amount:	0.00
Statement Date:	06/14/2023	Current Due Amount:	835,787.44
Date Payment Due:	07/01/2023	Total Payment Due Amount:	835,787.44

Statement is for your information only. Your Total Payment Due will be debited from Account ***1013 on 07/03/2023**

TOWN PAVILION HOLDINGS, LLC
 c/o Square Deal Investment Management, Inc.
 204 North Robinson Avenue, Suite 2600
 Oklahoma City, OK 73102-3102

1230 300194031 00083578744

NEWPOINT REAL ESTATE CAPITAL - BILLING STATEMENT

Please note that this statement is provided as a courtesy only. While the information contained herein is believed to be accurate as of the Statement Date, it is not guaranteed, and neither modifies the terms of the relevant loan documents, nor waives any of the lender's rights or remedies, at law or equity, all of which are expressly reserved. The figures contained herein do not necessarily represent the full amount required to satisfy the related loan. PLEASE DO NOT SEND ITEMS OF CORRESPONDENCE TO THE PAYMENT ADDRESS LISTED ABOVE.

NewPoint Real Estate Capital Loan #: 300194031:0
Property Name: Town Pavilion

Statement Date: 06/14/2023
Payment Due Date: 07/01/2023

LOAN INFORMATION

Current Principal Balance:	83,703,048.07
Current Interest Rate:	4.220000%
Principal Paid YTD:	976,120.63
Interest Paid YTD:	1,778,183.87
Taxes Disbursed YTD:	256,734.53
Insurance Disbursed YTD:	0.00
Reserve Disbursed YTD:	237,580.55
Tax Escrow Balance:	2,189,156.81
Insurance Escrow Balance:	0.00
MIP Escrow Balance:	0.00
Replacement Reserve Escrow Balance:	0.00
Repair Reserve Escrow Balance:	0.00
Other Reserve Escrow Balance:	3,760,916.21
Suspense Balance:	0.00
Late Charge:	33,431.50
If Payment Not Received By:	07/06/2023

PAYMENT INFORMATION

Current Due Principal:	164,695.03
Current Due Interest:	294,355.72
Current Due Tax Escrow:	312,736.69
Current Due Insurance Escrow:	0.00
Current Due MIP Escrow:	0.00
Current Due Reserve Escrow:	64,000.00
Current Other Amounts:	0.00
Current Late Charge from Prior month:	0.00
Current Total Due:	835,787.44
Past Due Principal and Interest:	0.00
Past Due Escrow:	0.00
Past Due Other:	0.00
Past Due Late Charges:	0.00
Past Due Total:	0.00
Total Payment Due:	835,787.44

TRANSACTION SUMMARY

This summary reflects activity that was posted since your last statement up to the Statement Date reflected above. Account activity and payments received after the Statement Date printed on this bill will not be reflected below - they will appear on your next statement.

Description	Effective Date	Amount	Principal	Interest	Escrow	Late Charge	Other
SysIntEscCR	05/31/2023	418.57	0.00	0.00	418.57	0.00	0.00
SysIntEscCR	05/31/2023	91.75	0.00	0.00	91.75	0.00	0.00
SysIntEscCR	05/31/2023	616.16	0.00	0.00	616.16	0.00	0.00
Payment	06/01/2023	835,787.44	164,117.88	294,932.87	376,736.69	0.00	0.00

5800 Tennyson Pkwy, Suite 200, Plano, TX 75024 | T 469.440.5600 | T 800.728.5772 | F 469.440.5601

To the extent your obligations have been discharged, dismissed, or are subject to an automatic stay of a bankruptcy order under Title 11 of the United States Code, this notice is for compliance and information purposes only, and does not constitute a demand for payment or any attempt to collect any such obligation. This notice is given pursuant to 11 U.S.C. Section 362(b)11, if applicable.