

PREMIER OFFICE & INDUSTRIAL SPACE AVAILABLE



BUILDING HIGHLIGHTS

- 17,206 SF of Office and Industrial Space
- 2 Drive-In Doors (12'x14' & 10'x10')
- 2 Dock High Doors (8'x10')
- 16'6" Ceiling Height
- Traffic Count is 90,000 cars per day
- Abundant parking near building and in additional lot north of building
- Instant accessibility to Interstate 35 and the city's primary thoroughfares
- Signage visible to interstate
- Positioned in well-maintained business park

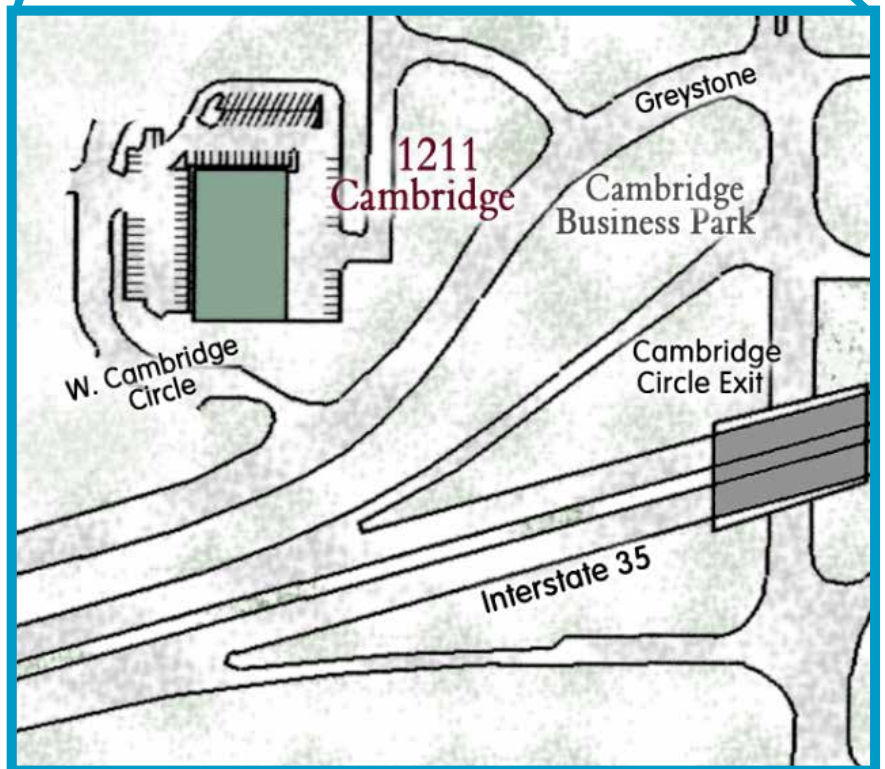
LEASING CONTACTS

JEREMIAH DEAN, ccim

P (816) 701-5012

jdean@copaken-brooks.com

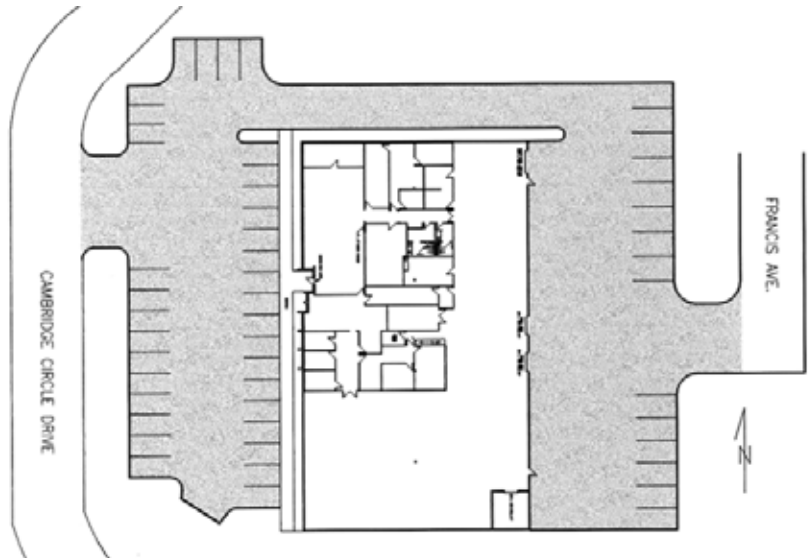
KANSAS CITY, KANSAS



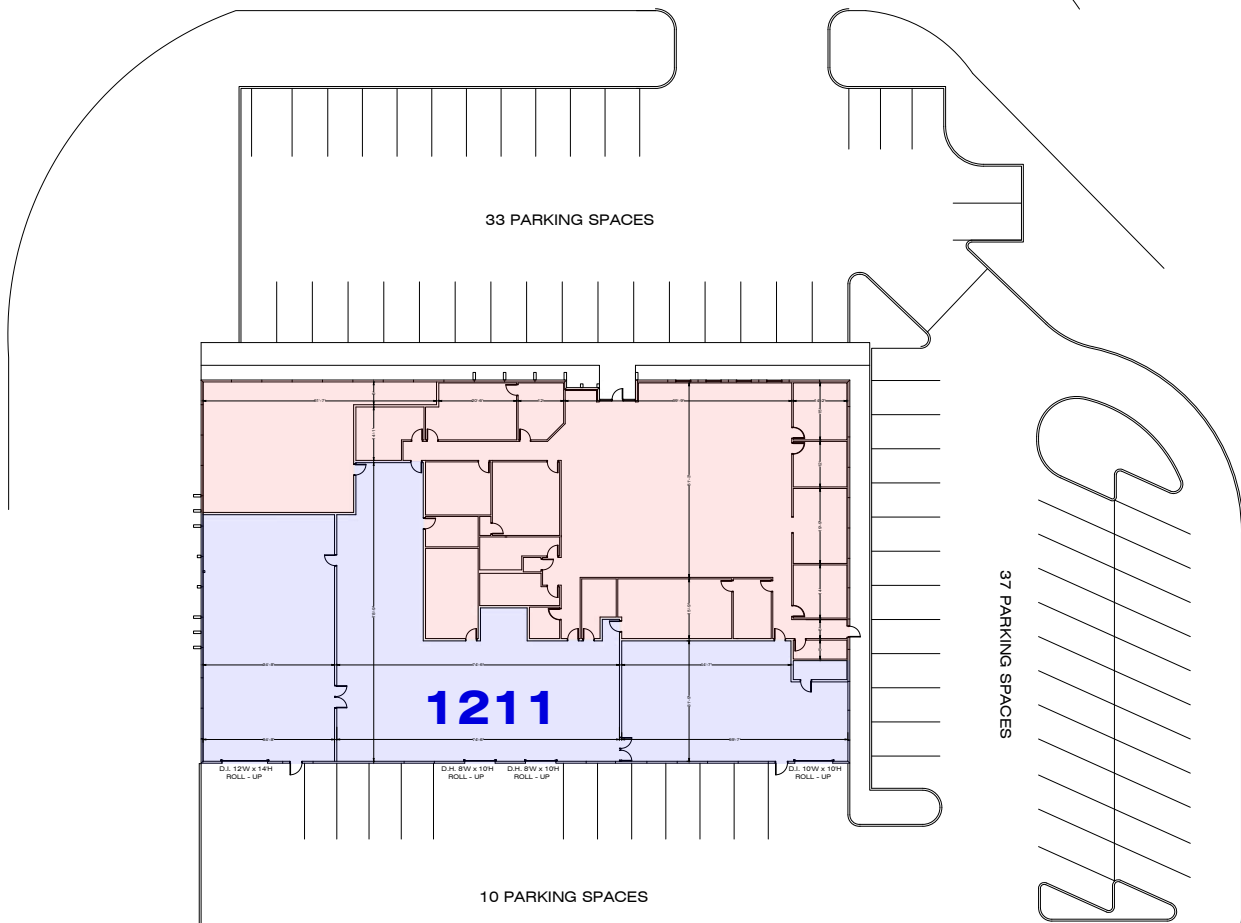
1211 W CAMBRIDGE CIRCLE DRIVE

Cambridge Business Park

- 17,206 SF Available
- 2 Drive-In Doors (12'x14' & 10'x10')
- 2 Dock High Doors (8'x10')
- Ceiling Height: 16'6"
- 80 Free Surface Spaces are available; Ratio of 4.5/1
- Monument signage available



OFFICE TOTAL	WAREHOUSE TOTAL	TOTAL SQ FT
9,374	7,832	17,206



PREMIER OFFICE & INDUSTRIAL SPACE AVAILABLE



LEASING CONTACT

JEREMIAH DEAN, CCIM
P (816) 701-5012
jdean@copaken-brooks.com

All information furnished regarding property for sale or lease is from sources deemed reliable, but no warranty or representation is made as to the accuracy thereof and the same is subject to errors, omissions, changes of prices, rental or other conditions, prior sale or lease, or withdrawal without notice.