

BUILD-TO-SUIT OPPORTUNITY



LAND PARCEL HIGHLIGHTS

- 3.81 Acres along I-35 on Highway Pad Site
- Zoned: M-3
- Professional, master planned business park setting with immediate I-35 access
- Great neighborhood amenities and services; minutes to Downtown, Crown Center, Westport, the Plaza, and South Johnson County


LEASING CONTACTS

JEREMIAH DEAN, CCIM
(816) 701 5012
jdean@copaken-brooks.com



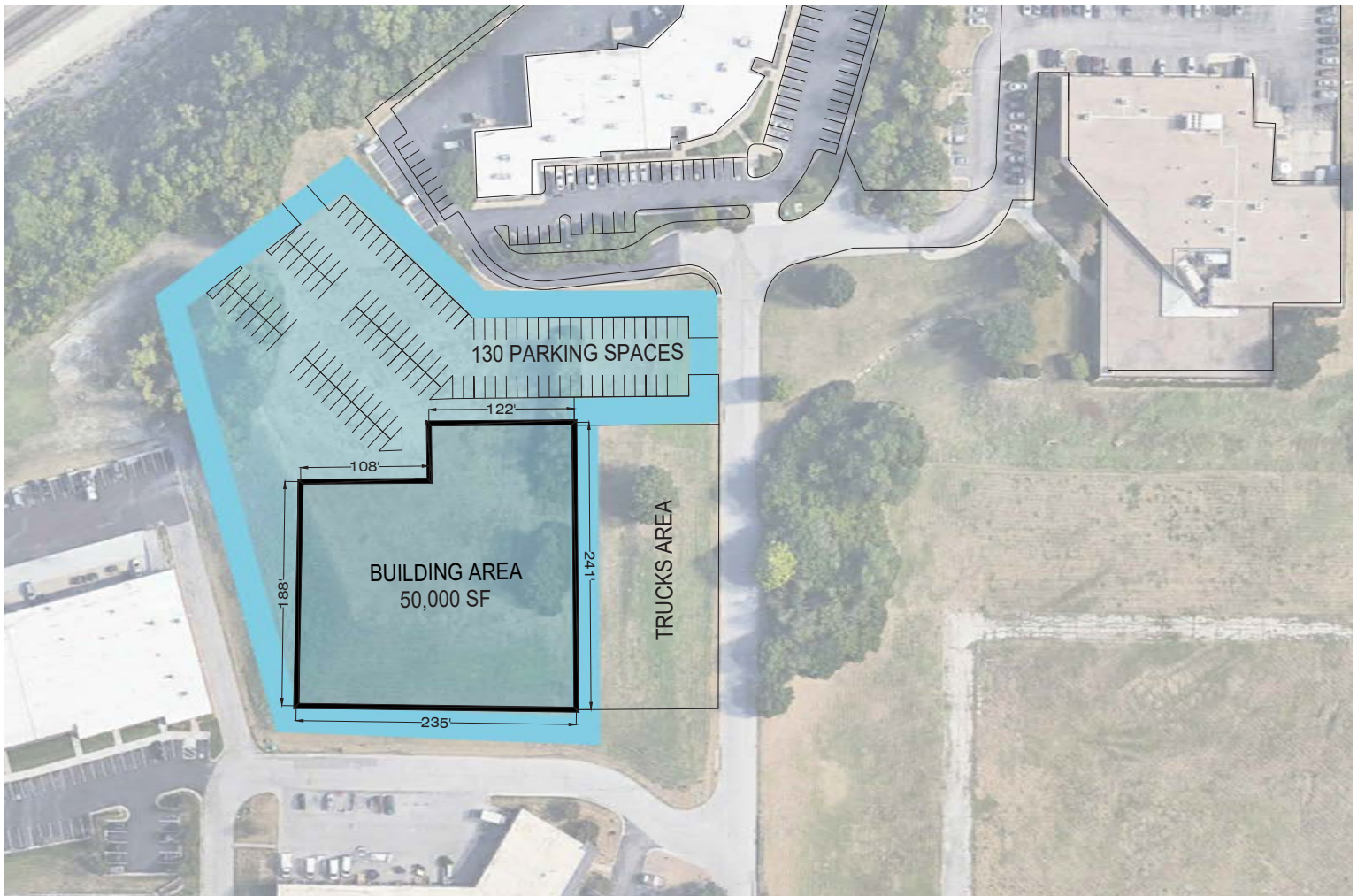
SITE 24 HIGHLIGHTS

- 3.81 Acres
- Quick access to I-35
- Prime Location with Panoramic views of Downtown Kansas City and Suburbs




DEVELOPMENT OPPORTUNITY

- Ideal for a 50,000 SF Flex Building
- 130 Parking Spaces
- Trucks Area



BUILD-TO-SUIT OPPORTUNITY



LEASING CONTACT

JEREMIAH DEAN, CCIM
(816) 701 5012
jdean@copaken-brooks.com

All information furnished regarding property for sale or lease is from sources deemed reliable, but no warranty or representation is made as to the accuracy thereof and the same is subject to errors, omissions, changes of prices, rental or other conditions, prior sale or lease, or withdrawal without notice.